Annexes A1-A13 to the Analysis of the AEWA National Reports for the Triennium 2018-2020

Annex Table A1. Overview of Table 1, Column A populations and responses of Reporting Parties relating to the prohibition of take, disturbance and use/trade (Q3). In brackets, number of Parties with a reservation and adjusted percentages confirming full coverage when populations with reservations are excluded. Here, the term 'Range State' includes only those countries that are contracting Parties to AEWA in which the population occurs. (Key: Dark green: 100% of Range States have confirmed full protection of the population. Pale Green: 76%-99%; Blue: 51%-75%; Yellow: 26%-50%; Orange: 1%-25%; Red: 0%. Grey: no complete responses provided).

Scientific name	Common name	Population (range)	Take				Disturbance				Use/Trade				All - Parties responding 'Yes, fully' for all three actions	% responding Range States confirming full protection	No. of Range States respon-ding	Total no. of Range States	% of responding Range States providing a full answer	% of all Range States confirming full protection
			Yes, fully	Yes, partially	No	No answer	Yes, fully	Yes, partially	No	No answer	Yes, fully	Yes, partially	No	No answer						
Thalassornis leuconotus leuconotus	White-backed Duck	West Africa	0	1	0	5	1	1	0	4	1	1	0	4	0	0%	2	6	50%	0%
Thalassornis leuconotus leuconotus	White-backed Duck	Eastern & Southern Africa	3	3	1	6	5	2	0	6	5	2	0	6	3	43%	7	13	88%	23%
Oxyura maccoa	Maccoa Duck	Eastern Africa	3	1	1	1	4	1	0	1	4	1	0	1	3	60%	5	6	100%	50%
Oxyura maccoa	Maccoa Duck	Southern Africa	0	1	0	3	0	1	0	3	0	1	0	3	0	0%	1	4	50%	0%
Oxyura leucocephala	White-headed Duck	West Mediterranean (Spain & Morocco)	2	0	0	1	1	1	0	1	2	0	0	1	1	50%	2	3	100%	33%
Oxyura leucocephala	White-headed Duck	Algeria & Tunisia	1	0	0	1	1	0	0	1	1	0	0	1	1	100%	1	2	100%	50%
Oxyura leucocephala	White-headed Duck	East Mediterranean, Turkey & South-west Asia	8	2	0	5	7	1	0	7	8	1	0	6	6	60%	10	15	80%	40%
Cygnus cygnus	Whooper Swan	N Europe & W Siberia/Black Sea & E Mediterranean	9	1	0	2	8	1	0	3	10	0	0	2	8	80%	10	12	90%	67%
Cygnus cygnus	Whooper Swan	West & Central Siberia/ Caspian	1	0	0	0	1	0	0	0	0	1	0	0	0	0%	1	1	100%	0%
Cygnus columbianus bewickii	Tundra Swan, Bewick's Swan	Western Siberia & NE Europe/North-west Europe	16	1	0	8	15	1	0	9	16	0	0	9	15	88%	17	25	89%	60%

Scientific name	Common name	Population (range)	Take				Disturbance				Use/Trade				All - Parties responding 'Yes, fully' for all three actions	% responding Range States confirming full protection	No. of Range States respon-ding	Total no. of Range States	% of responding Range States providing a full answer	% of all Range States confirming full protection
			Yes, fully	Yes, partially	No	No answer	Yes, fully	Yes, partially	No	No answer	Yes, fully	Yes, partially	No	No answer						
Cygnus columbianus bewickii	Tundra Swan, Bewick's Swan	Northern Siberia/ Caspian	3	1	0	0	2	1	0	1	4	0	0	0	2	50%	4	4	75%	50%
Branta bernicla hrota	Brent Goose, Pale-bellied Brent Goose	Canada & Greenland/ Ireland	1	0	0	2	1	0	0	2	1	0	0	2	1	100%	1	3	100%	33%
Branta leucopsis	Barnacle Goose	Svalbard/ South-west Scotland	1	0	0	1	1	0	0	1	1	0	0	1	1	100%	1	2	100%	50%
Branta bernicla hrota	Pale-bellied Brent Goose	Svalbard/ Denmark & UK	2	0	0	2	2	0	0	2	2	0	0	2	2	100%	2	4	100%	50%
Branta ruficollis	Red-breasted Goose	Northern Siberia/Black Sea & Caspian	2	1	1	0	2	1	0	1	4	0	0	0	1	25%	4	4	75%	25%
Anser fabalis fabalis	Taiga Bean Goose	North-east Europe/ North-west Europe	2 (1)	3 (3)	0	5 (3)	6 (5)	0	0	4 (2)	5 (4)	2 (2)	0	3 (1)	2	29% (100%)	7	10 (7)	50%	20% (33%)
Anser albifrons flavirostris	Greenland White-fronted Goose	Greenland/ Ireland & UK	2	0	0	3	2	0	0	3	2	0	0	3	2	100%	2	5	67%	40%
Anser erythropus	Lesser White-fronted Goose	NE Europe & W Siberia/ Black Sea & Caspian	6	2	1	2	6	1	0	4	7	1	0	3	4	44%	9	11	78%	36%
Anser erythropus	Lesser White-fronted Goose	Fennoscandia	13	1	1	4	11	1	1	6	13	0	1	5	11	73%	15	19	87%	58%
Clangula hyemalis	Long-tailed Duck	Iceland & Greenland (bre)	1	2 (1)	0	3	2 (1)	0	0	4	1	2 (1)	0	3	1	33% (33%)	3	6(1)	50%	17% (20%)
Clangula hyemalis	Long-tailed Duck	Western Siberia/North Europe (bre)	15 (12)	4 (2)	0	6 (4)	16 (12)	1	0	8 (6)	16 (11)	2 (2)	0	7 (5)	14	74% (60%)	19	25(18)	85%	56% (43%)
Somateria mollissima mollissima	Common Eider	Baltic, Denmark & Netherlands	8 (7)	4 (3)	0	4 (3)	11 (9)	0	0	5 (4)	10 (8)	2 (2)	0	4 (3)	7	54% (50%)	13	16(13)	71%	44% (33%)

Scientific name	Common name	Population (range)	Take				Disturbance				Use/Trade				All - Parties responding 'Yes, fully' for all three actions	% responding Range States confirming full protection	No. of Range States respon-ding	Total no. of Range States	% of responding Range States providing a full answer	% of all Range States confirming full protection
			Yes, fully	Yes, partially	No	No answer	Yes, fully	Yes, partially	No	No answer	Yes, fully	Yes, partially	No	No answer						
Somateria mollissima mollissima	Common Eider	Norway & Russia	0	1 (1)	0	0	1 (1)	0	0	0	0	1 (1)	0	0	0	0% (0%)	1	1	100%	0% (0%)
Somateria mollissima borealis	Common Eider	Svalbard & Franz Joseph (bre)	2 (2)	0	0	0	2 (2)	0	0	0	2 (2)	0	0	0	2	100% (100%)	2	2(2)	100%	100% (100%)
Polysticta stelleri	Steller's Eider	Western Siberia/North-east Europe	5	0	0	1	4	0	0	2	4	0	0	2	4	80%	5	6	80%	67%
Melanitta fusca	Velvet Scoter	Western Siberia & Northern Europe/NW Europe	15 (12)	1 (1)	0	6 (3)	14 (11)	0	0	8 (5)	14 (11)	1 (1)	0	7 (4)	14	88% (100%)	16	22(16)	82%	64% (50%)
Melanitta fusca	Velvet Scoter	Black Sea & Caspian	3	1	0	1	2	1	0	2	3	1	0	1	2	50%	4	5	75%	40%
Mergellus albellus	Smew	North-east Europe/Black Sea & East Mediterranean	10	1	2	4	9	1	2	5	11	0	1	5	9	69%	13	17	85%	53%
Mergus merganser merganser	Goosander	North-east Europe/Black Sea	3	1	1	0	3	1	1	0	4	1	0	0	2	40%	5	5	100%	40%
Mergus merganser merganser	Goosander	Western Siberia/ Caspian	0	1	0	0	0	1	0	0	0	1	0	0	0	0%	1	1	100%	0%
Mergus serrator	Red-breasted Merganser	North-west & Central Europe (win)	20 (15)	3 (2)	0	8 (5)	20 (16)	2	0	9 (6)	21 (15)	1 (1)	0	9 (6)	18	78% (67%)	23	31(22)	92%	58% (44%)
Mergus serrator	Red-breasted Merganser	North-east Europe/ Black Sea & Mediterranean	6 (4)	1	1	3 (1)	6 (4)	1	1	3 (1)	7 (3)	1 (1)	0	3 (1)	5	62% (50%)	8	11(5)	100%	45% (33%)
Mergus serrator	Red-breasted Merganser	Western Siberia/South-west & Central Asia	0	1	0	0	0	1	0	0	0	1	0	0	0	0%	1	1	100%	0%
Alopochen aegyptiaca	Egyptian Goose	West Africa	0	1	1	12	1	1	1	11	2	1	0	11	0	0%	3	14	67%	0%
Tadorna tadorna	Common Shelduck	Western Asia/Caspian & Middle East	1	1	3	1	1	3	1	1	2	2	0	2	1	20%	5	6	80%	17%

Scientific name	Common name	Population (range)	Take				Disturbance				Use/Trade				All - Parties responding 'Yes, fully' for all three actions	% responding Range States confirming full protection	No. of Range States respon-ding	Total no. of Range States	% of responding Range States providing a full answer	% of all Range States confirming full protection
			Yes, fully	Yes, partially	No	No answer	Yes, fully	Yes, partially	No	No answer	Yes, fully	Yes, partially	No	No answer						
Tadorna ferruginea	Ruddy Shelduck	North-west Africa	3	0	0	1	2	1	0	1	3	0	0	1	2	67%	3	4	100%	50%
Tadorna ferruginea	Ruddy Shelduck	Western Asia & Caspian/Iran & Iraq	1	0	2	1	1	1	1	1	1	1	0	2	1	33%	3	4	67%	25%
Sarkidiornis melanotos	African Comb Duck	West Africa	0	3	0	13	2	1	1	12	3	1	0	12	0	0%	4	16	75%	0%
Nettapus auritus	African Pygmy-goose	West Africa	0	1	2	14	1	1	1	14	2	1	0	14	0	0%	3	17	100%	0%
Marmaronetta angustirostris	Marbled Teal	West Mediterranean/ West Medit. & West Africa	4	0	2	9	4	2	1	8	6	1	0	8	3	43%	7	15	86%	20%
Marmaronetta angustirostris	Marbled Teal	East Mediterranean	5	1	0	1	5	0	0	2	5	0	0	2	5	83%	6	7	83%	71%
Marmaronetta angustirostris	Marbled Teal	South-west Asia	2	1	0	1	2	0	0	2	1	1	0	2	1	33%	3	4	67%	25%
Netta erythro-phthalma brunnea	Southern Pochard	Southern & Eastern Africa	3	4	1	4	4	2	1	5	5	3	0	4	2	25%	8	12	88%	17%
Aythya ferina	Common Pochard	North-east Europe/ North-west Europe	10 (9)	5 (3)	0	7 (5)	12 (10)	1	0	9 (7)	13 (10)	1 (1)	0	8 (6)	9	60% (33%)	15	22(17)	81%	41% (20%)
Aythya ferina	Common Pochard	Central & NE Europe/Black Sea & Mediterranean	12 (6)	9 (6)	2	15 (2)	17 (10)	3	1	17 (4)	19 (10)	3 (2)	0	16 (2)	12	52% (54%)	23	38(14)	83%	32% (25%)
Aythya ferina	Common Pochard	Western Siberia/South-west Asia	4	0	3	3 (1)	5	1	1	3 (1)	5	1	0	4 (1)	4	57% (57%)	7	10	86%	40% (44%)
Aythya nyroca	Ferruginous Duck	West Mediterranean/ North & West Africa	5	1	1	4	4	2	0	5	5	2	0	4	4	57%	7	11	86%	36%
Aythya nyroca	Ferruginous Duck	Eastern Europe/E Mediterranean & Sahelian Africa	19	3	1	19	20	2	1	19	23	1	0	18	18	72%	25	42	81%	43%

Scientific name	Common name	Population (range)	Take				Disturbance				Use/Trade				All - Parties responding 'Yes, fully' for all three actions	% responding Range States confirming full protection	No. of Range States respon-ding	Total no. of Range States	% of responding Range States providing a full answer	% of all Range States confirming full protection
			Yes, fully	Yes, partially	No	No answer	Yes, fully	Yes, partially	No	No answer	Yes, fully	Yes, partially	No	No answer						
Aythya nyroca	Ferruginous Duck	Western Asia/SW Asia & NE Africa	5	1	1	3	6	0	0	4	5	1	0	4	4	57%	7	10	86%	40%
Spatula hottentota	Hottentot Teal	Lake Chad Basin	0	0	1	2	0	0	1	2	1	0	0	2	0	0%	1	3	100%	0%
Anas capensis	Cape Teal	Eastern Africa (Rift Valley)	2	0	1	1	2	0	0	2	3	0	0	1	1	33%	3	4	67%	25%
Anas capensis	Cape Teal	Lake Chad basin	0	0	1	3	1	0	1	2	2	0	0	2	0	0%	2	4	50%	0%
Anas erythrorhyncha	Red-billed Teal	Madagascar	0	0	0	1	0	0	0	1	0	0	0	1	0	-	0	1	-	0%
Podiceps cristatus cristatus	Great Crested Grebe	Caspian & South-west Asia (win)	1	1	0	1	1	1	0	1	1	1	0	1	1	50%	2	3	100%	33%
Podiceps cristatus infuscatus	Great Crested Grebe	Eastern Africa (Ethiopia to N Zambia)	4	1	0	0	4	1	0	0	4	1	0	0	4	80%	5	5	100%	80%
Podiceps cristatus infuscatus	Great Crested Grebe	Southern Africa	0	1	1	2	0	1	1	2	0	1	1	2	0	0%	2	4	100%	0%
Podiceps grisegena grisegena	Red-necked Grebe	Caspian (win)	1	1	0	1	1	1	0	1	1	1	0	1	1	50%	2	3	100%	33%
Podiceps auritus auritus	Horned Grebe	Caspian & South Asia (win)	1	1	0	1	1	1	0	1	1	1	0	1	1	50%	2	3	100%	33%
Podiceps auritus auritus	Horned Grebe	North-west Europe (large-billed)	5	0	0	2	5	0	0	2	5	0	0	2	5	100%	5	7	100%	71%
Podiceps auritus auritus	Horned Grebe	North-east Europe (small-billed)	21	1	1	8	20	1	1	9	21	0	1	9	20	87%	23	31	92%	65%
Podiceps nigricollis nigricollis	Black-necked Grebe	Western Asia/South-west & South Asia	1	1	1	1	1	1	1	1	1	1	0	2	1	33%	3	4	67%	25%
Podiceps nigricollis gurneyi	Black-necked Grebe	Southern Africa	0	1	1	2	0	1	1	2	0	1	1	2	0	0%	2	4	100%	0%
Phoenicopterus roseus	Greater Flamingo	West Africa	2	0	0	4	0	2	0	4	2	0	0	4	0	0%	2	6	100%	0%

Scientific name	Common name	Population (range)	Take				Disturbance				Use/Trade				All - Parties responding 'Yes, fully' for all three actions	% responding Range States confirming full protection	No. of Range States respon-ding	Total no. of Range States	% of responding Range States providing a full answer	% of all Range States confirming full protection
			Yes, fully	Yes, partially	No	No answer	Yes, fully	Yes, partially	No	No answer	Yes, fully	Yes, partially	No	No answer						
Phoenicopterus roseus	Greater Flamingo	Eastern Africa	5	0	0	3	4	0	0	4	5	0	0	3	4	80%	5	8	80%	50%
Phoeniconaias minor	Lesser Flamingo	West Africa	1	0	0	7	1	1	0	6	2	0	0	6	0	0%	2	8	50%	0%
Phoeniconaias minor	Lesser Flamingo	Eastern Africa	4	0	0	4	3	0	0	5	3	0	0	5	3	75%	4	8	75%	38%
Phoeniconaias minor	Lesser Flamingo	Southern Africa (to Madagascar)	3	1	0	3	2	2	0	3	3	1	0	3	2	50%	4	7	100%	29%
Phaethon aethereus aethereus	Red-billed Tropicbird	South Atlantic	1	1	0	3	2	0	0	3	2	0	0	3	1	50%	2	5	100%	20%
Phaethon aethereus indicus	Red-billed Tropicbird	Persian Gulf, Gulf of Aden, Red Sea	1	0	0	5	0	1	0	5	1	0	0	5	0	0%	1	6	50%	0%
Sarothrura boehmi	Streaky-breasted Flufftail	Central Africa	4	1	0	5	3	1	0	6	4	1	0	5	3	60%	5	10	80%	30%
Sarothrura ayresi	White-winged Flufftail	Ethiopia	1	0	0	0	1	0	0	0	1	0	0	0	1	100%	1	1	100%	100%
Sarothrura ayresi	White-winged Flufftail	Southern Africa	0	1	0	2	0	1	0	2	0	1	0	2	0	0%	1	3	100%	0%
Zapornia pusilla intermedia	Baillon's Crake	Europe (bre)	21	1	2	20	21	3	1	19	23	2	1	18	20	77%	26	44	76%	45%
Amaurornis marginalis	Striped Crake	Sub-Saharan Africa	4	1	0	4	4	0	0	5	5	0	0	4	3	60%	5	9	67%	33%
Fulica cristata	Red-knobbed Coot	Spain & Morocco	1	1	0	0	1	1	0	0	2	0	0	0	1	50%	2	2	100%	50%
Balearica regulorum regulorum	Grey Crowned-crane	Southern Africa (N to Angola & S Zimbabwe)	2	1	0	2	1	1	0	3	1	1	0	3	1	33%	3	5	67%	20%

Scientific name	Common name	Population (range)	Take				Disturbance				Use/Trade				All - Parties responding 'Yes, fully' for all three actions	% responding Range States confirming full protection	No. of Range States respon-ding	Total no. of Range States	% of responding Range States providing a full answer	% of all Range States confirming full protection
			Yes, fully	Yes, partially	No	No answer	Yes, fully	Yes, partially	No	No answer	Yes, fully	Yes, partially	No	No answer						
Balearica regulorum gibbericeps	Grey Crowned-crane	Eastern Africa (Kenya to Mozambique)	5	0	0	1	3	1	0	2	3	1	0	2	3	60%	5	6	80%	50%
Balearica pavonina pavonina	Black Crowned-crane	West Africa (Senegal to Chad)	1	0	1	8	1	1	1	7	3	0	0	7	0	0%	3	10	67%	0%
Balearica pavonina ceciliae	Black Crowned-crane	Eastern Africa (Sudan to Uganda)	2	0	0	2	1	0	0	3	1	0	0	3	1	50%	2	4	50%	25%
Leucogeranus leucogeranus	Siberian Crane	Iran (win)	1	0	0	0	1	0	0	0	0	1	0	0	0	0%	1	1	100%	0%
Bugeranus carunculatus	Wattled Crane	Central & Southern Africa	3	0	0	2	2	1	0	2	3	0	0	2	2	67%	3	5	100%	40%
Anthropoides paradiseus	Blue Crane	Extreme Southern Africa	0	1	0	1	0	1	0	1	0	1	0	1	0	0%	1	2	100%	0%
Anthropoides virgo	Demoiselle Crane	Black Sea (Ukraine)/ North-east Africa	4	1	0	2	4	1	0	2	5	0	0	2	4	80%	5	7	100%	57%
Grus grus archibaldi	Common Crane	Turkey & Georgia (bre)	5	0	1	1	5	0	1	1	5	0	0	2	5	83%	6	7	83%	71%
Gavia stellata	Red-throated Loon	Caspian, Black Sea & East Mediterranean (win)	12	1	1	5	12	1	0	6	13	0	0	6	11	79%	14	19	93%	58%
Gavia arctica arctica	Arctic Loon	Central Siberia/ Caspian	1	0	0	0	1	0	0	0	1	0	0	0	1	100%	1	1	100%	100%
Gavia immer	Common Loon	Europe (win)	9	0	0	5	9	0	0	5	9	0	0	5	9	100%	9	14	90%	64%
Gavia adamsii	Yellow-billed Loon	Northern Europe (win)	3	0	0	0	3	0	0	0	3	0	0	0	3	100%	3	3	100%	100%
Spheniscus demersus	African Penguin	Southern Africa	1	0	0	0	0	1	0	0	0	1	0	0	0	0%	1	1	100%	0%
Ciconia nigra	Black Stork	Southern Africa	3	1	0	2	2	1	1	2	3	1	0	2	2	50%	4	6	100%	33%

Scientific name	Common name	Population (range)	Take				Disturbance				Use/Trade				All - Parties responding 'Yes, fully' for all three actions	% responding Range States confirming full protection	No. of Range States respon-ding	Total no. of Range States	% of responding Range States providing a full answer	% of all Range States confirming full protection
			Yes, fully	Yes, partially	No	No answer	Yes, fully	Yes, partially	No	No answer	Yes, fully	Yes, partially	No	No answer						
Ciconia nigra	Black Stork	South-west Europe/West Africa	15	0	0	14	14	2	0	13	15	0	1	13	13	81%	16	29	88%	45%
Ciconia ciconia ciconia	White Stork	Southern Africa	3	1	0	2	2	1	1	2	3	1	0	2	2	50%	4	6	100%	33%
Ciconia ciconia ciconia	White Stork	Western Asia/South-west Asia	5	0	1	2	4	0	1	3	4	0	0	4	4	67%	6	8	67%	50%
Platalea leucorodia leucorodia	Eurasian Spoonbill	West Europe/West Mediterranean & West Africa	10	0	1	12	9	2	0	12	10	0	1	12	9	82%	11	23	85%	39%
Platalea leucorodia leucorodia	Eurasian Spoonbill	C & SE Europe/ Mediterranean & Tropical Africa	21	1	1	13	20	2	1	13	22	0	0	14	19	79%	24	36	88%	53%
Platalea leucorodia leucorodia	Eurasian Spoonbill	Western Asia/South-west & South Asia	1	0	0	0	1	0	0	0	0	1	0	0	0	0%	1	1	100%	0%
Platalea leucorodia balsaci	Eurasian Spoonbill	Coastal West Africa (Mauritania)	0	0	1	3	0	1	0	3	0	0	1	3	0	0%	1	4	100%	0%
Platalea leucorodia archeri	Eurasian Spoonbill	Red Sea & Somalia	2	0	0	2	2	0	0	2	2	0	0	2	2	100%	2	4	100%	50%
Geronticus eremita	Northern Bald Ibis	Morocco	2	0	1	0	2	1	0	0	2	0	1	0	2	67%	3	3	100%	67%
Geronticus eremita	Northern Bald Ibis	South-west Asia	2	1	0	2	2	0	0	3	2	0	0	3	2	67%	3	5	67%	40%
Botaurus stellaris stellaris	Eurasian Bittern	W Europe, NW Africa (bre)	14	0	0	9	13	1	0	9	14	0	0	9	13	93%	14	23	88%	57%
Botaurus stellaris capensis	Eurasian Bittern	Southern Africa	3	1	0	1	2	1	1	1	3	1	0	1	2	50%	4	5	100%	40%
Ixobrychus minutus minutus	Common Little Bittern	W Europe, NW Africa/ Subsaharan Africa	19	2	2	26	17	4	2	26	20	2	1	26	16	67%	24	49	88%	33%

Scientific name	Common name	Population (range)	Take				Disturbance				Use/Trade				All - Parties responding 'Yes, fully' for all three actions	% responding Range States confirming full protection	No. of Range States respon-ding	Total no. of Range States	% of responding Range States providing a full answer	% of all Range States confirming full protection
			Yes, fully	Yes, partially	No	No answer	Yes, fully	Yes, partially	No	No answer	Yes, fully	Yes, partially	No	No answer						
Nycticorax nycticorax nycticorax	Black-crowned Night-heron	W Europe, NW Africa (bre)	12	0	2	17	12	2	1	16	14	0	1	16	11	73%	15	31	82%	35%
Ardeola ralloides ralloides	Squacco Heron	SW Europe, NW Africa (bre)	9	0	2	16	9	2	1	15	11	0	1	15	8	67%	12	27	85%	30%
Ardeola ralloides ralloides	Squacco Heron	C & E Europe, Black Sea & E Mediterranean (bre)	15	1	2	13	15	1	2	13	17	0	0	14	15	83%	18	31	94%	48%
Ardeola idae	Madagascar Pond-heron	Madagascar & Aldabra/Central & Eastern Africa	5	1	0	3	4	1	0	4	4	1	0	4	4	67%	6	9	83%	44%
Ardea purpurea purpurea	Purple Heron	Tropical Africa	7	2	2	20	6	3	2	20	8	2	1	20	5	42%	12	31	83%	16%
Ardea purpurea purpurea	Purple Heron	SW Asia	7	2	1	4	6	2	1	5	6	2	0	6	6	60%	10	14	80%	43%
Egretta vinaceigula	Slaty Egret	Central Southern Africa	1	0	0	1	0	1	0	1	1	0	0	1	0	0%	1	2	100%	0%
Egretta gularis gularis	Western Reef-egret	West Africa	2	1	0	12	2	2	0	11	4	0	0	11	1	25%	4	15	75%	7%
Egretta gularis schistacea	Western Reef-egret	North-east Africa & Red Sea	3	0	0	2	2	0	0	3	2	0	0	3	2	67%	3	5	67%	40%
Egretta gularis dimorpha	Western Reef-egret	Coastal Eastern Africa	2	0	0	0	1	0	0	1	1	0	0	1	1	50%	2	2	50%	50%
Balaeniceps rex	Shoebill	Central Tropical Africa	2	1	0	2	2	1	0	2	2	1	0	2	2	67%	3	5	100%	40%
Pelecanus crispus	Dalmatian Pelican	Black Sea & Mediterranean (win)	9	1	1	3	9	1	0	4	10	0	0	4	8	73%	11	14	91%	57%
Pelecanus crispus	Dalmatian Pelican	South-west Asia & South Asia (win)	2	1	0	0	2	0	0	1	1	1	0	1	1	33%	3	3	67%	33%
Pelecanus onocrotalus	Great White Pelican	Europe & Western Asia (bre)	12	1	1	5	12	1	1	5	12	1	0	6	11	79%	14	19	93%	58%

Scientific name	Common name	Population (range)	Take				Disturbance				Use/Trade				All - Parties responding 'Yes, fully' for all three actions	% responding Range States confirming full protection	No. of Range States respon-ding	Total no. of Range States	% of responding Range States providing a full answer	% of all Range States confirming full protection
			Yes, fully	Yes, partially	No	No answer	Yes, fully	Yes, partially	No	No answer	Yes, fully	Yes, partially	No	No answer						
Fregata ariel iredalei	Lesser Frigatebird	W Indian Ocean	1	0	0	0	1	0	0	0	1	0	0	0	1	100%	1	1	100%	100%
Fregata minor aldabrensis	Great Frigatebird	W Indian Ocean	1	0	0	0	1	0	0	0	1	0	0	0	1	100%	1	1	100%	100%
Morus capensis	Cape Gannet	Southern Africa	3	0	0	6	2	1	0	6	2	1	0	6	1	25%	4	9	50%	11%
Sula dactylatra melanops	Masked Booby	W Indian Ocean	1	0	0	1	1	0	0	1	1	0	0	1	1	100%	1	2	100%	50%
Microcarbo coronatus	Crowned Cormorant	Coastal South-west Africa	1	0	0	0	0	1	0	0	0	1	0	0	0	0%	1	1	100%	0%
Phalacrocorax carbo lucidus	Great Cormorant,	Coastal Southern Africa	1	0	2	2	1	1	1	2	1	1	1	2	1	33%	3	5	100%	20%
Phalacrocorax capensis	Cape Cormorant	Coastal Southern Africa	1	0	0	0	0	1	0	0	0	1	0	0	0	0%	1	1	100%	0%
Phalacrocorax neglectus	Bank Cormorant	Coastal South-west Africa	1	0	0	0	0	1	0	0	0	1	0	0	0	0%	1	1	100%	0%
Burhinus senegalensis	Senegal Thick-knee	North-east & Eastern Africa	4	0	0	4	3	0	0	5	3	0	0	5	3	75%	4	8	75%	38%
Pluvianus aegyptius	Egyptian Plover	Eastern Africa	2	0	0	3	2	0	0	3	2	0	0	3	2	100%	2	5	100%	40%
Pluvianus aegyptius	Egyptian Plover	Lower Congo Basin	0	0	0	2	0	0	0	2	0	0	0	2	0	-	0	2	-	0%
Haematopus moquini	African Oystercatcher	Coastal Southern Africa	1	0	0	0	0	1	0	0	0	1	0	0	0	0%	1	1	100%	0%
Haematopus ostralegus ostralegus	Eurasian Oystercatcher	Europe/South & West Europe & NW Africa	21 (15)	3 (1)	1	17 (5)	20 (14)	3	0	19 (7)	21 (13)	2 (2)	1	18 (6)	19	76% (67%)	25	42(21)	85%	45% (29%)
Haematopus ostralegus longipes	Eurasian Oystercatcher	SE Eur & W Asia/SW Asia & NE Africa	11 (3)	3 (1)	1	3	10 (3)	2	1	5 (1)	10 (2)	3 (2)	0	5	9	60% (64%)	15	18(4)	80%	50% (47%)

Scientific name	Common name	Population (range)	Take				Disturbance				Use/Trade				All - Parties responding 'Yes, fully' for all three actions	% responding Range States confirming full protection	No. of Range States respon-ding	Total no. of Range States	% of responding Range States providing a full answer	% of all Range States confirming full protection
			Yes, fully	Yes, partially	No	No answer	Yes, fully	Yes, partially	No	No answer	Yes, fully	Yes, partially	No	No answer						
Recurvirostra avosetta	Pied Avocet	Southern Africa	1	1	1	2	1	1	1	2	1	1	1	2	1	33%	3	5	100%	20%
Recurvirostra avosetta	Pied Avocet	West & South-west Asia/Eastern Africa	3	1	0	2	3	1	0	2	3	1	0	2	3	75%	4	6	100%	50%
Himantopus himantopus himantopus	Black-winged Stilt	Southern Africa	0	1	1	2	0	1	1	2	0	1	1	2	0	0%	2	4	100%	0%
Eudromias morinellus	Eurasian Dotterel	Europe/North-west Africa	18	2	0	11	16	2	0	13	18	1	0	12	15	75%	20	31	82%	48%
Charadrius forbesi	Forbes's Plover	Western & Central Africa	2	2	1	16	4	2	0	15	4	1	1	15	2	33%	6	21	83%	10%
Charadrius marginatus hesperius	White-fronted Plover	West Africa	0	1	2	13	2	1	1	12	3	0	1	12	0	0%	4	16	75%	0%
Charadrius marginatus mechowi	White-fronted Plover	Inland East & Central Africa	4	2	1	4	3	2	1	5	3	2	1	5	3	43%	7	11	86%	27%
Charadrius alexandrinus alexandrinus	Kentish Plover	Black Sea & East Mediterranean/Eastern Sahel	9	1	2	7	9	1	2	7	10	0	1	8	9	75%	12	19	85%	47%
Charadrius pallidus pallidus	Chestnut-banded Plover	Southern Africa	0	1	1	2	0	1	1	2	0	1	1	2	0	0%	2	4	100%	0%
Charadrius pallidus venustus	Chestnut-banded Plover	Eastern Africa	2	0	0	0	1	0	0	1	1	0	0	1	1	50%	2	2	50%	50%
Charadrius leschenaultii columbinus	Greater Sandplover	Turkey & SW Asia/E. Mediterranean & Red Sea	4	0	1	3	4	0	1	3	4	0	0	4	4	80%	5	8	80%	50%

Scientific name	Common name	Population (range)	Take				Disturbance				Use/Trade				All - Parties responding 'Yes, fully' for all three actions	% responding Range States confirming full protection	No. of Range States respon-ding	Total no. of Range States	% of responding Range States providing a full answer	% of all Range States confirming full protection
			Yes, fully	Yes, partially	No	No answer	Yes, fully	Yes, partially	No	No answer	Yes, fully	Yes, partially	No	No answer						
Charadrius asiaticus	Caspian Plover	SE Europe & West Asia/E & Central Southern Africa	7	3	1	6	6	3	2	6	6	3	0	8	6	50%	12	17	75%	35%
Vanellus vanellus	Northern Lapwing	Europe, W Asia/Europe, N Africa & SW Asia	26 (15)	4 (2)	1	13 (5)	24 (14)	3	1	16 (8)	26 (14)	3 (2)	0	15 (6)	22	71% (71%)	31	44(22)	82%	50% (45%)
Vanellus lugubris	Senegal Lapwing	Southern West Africa	0	1	0	5	2	0	0	4	2	0	0	4	0	0%	2	6	50%	0%
Vanellus melanopterus minor	Black-winged Lapwing	Southern Africa	0	1	0	1	0	1	0	1	0	1	0	1	0	0%	1	2	100%	0%
Vanellus coronatus coronatus	Crowned Lapwing	Central Africa	2	1	0	2	2	1	0	2	2	1	0	2	2	67%	3	5	100%	40%
Vanellus senegallus lateralis	Wattled Lapwing	Eastern & South-east Africa	4	2	1	3	3	2	1	4	3	2	1	4	3	43%	7	10	86%	30%
Vanellus superciliosus	Brown-chested Lapwing	West & Central Africa	3	1	0	7	3	1	0	7	3	1	0	7	2	40%	5	11	60%	18%
Vanellus gregarius	Sociable Lapwing	Central Asia/S, SW Asia, NE Africa	5	1	0	2	5	0	0	3	4	1	0	3	4	67%	6	8	83%	50%
Numenius phaeopus alboaxillaris	Whimbrel	N of Caspian/ Eastern Africa	4	3	0	4	3	2	0	6	3	3	0	5	3	43%	7	11	71%	27%
Numenius tenuirostris	Slender-billed Curlew	Central Siberia/ Mediterranean & SW Asia	10	1	0	8	9	2	0	8	10	1	0	8	8	73%	11	19	100%	42%
Numenius arquata arquata	Eurasian Curlew	Europe/Europe, North & West Africa	24	2	1	16	21	3	0	19	23	2	1	17	20	74%	27	43	86%	47%
Numenius arquata orientalis	Eurasian Curlew	Western Siberia/SW Asia, E & S Africa	16	5	4	25	17	4	3	26	17	5	2	26	13	50%	26	50	79%	26%
Limosa lapponica lapponica	Bar-tailed Godwit	Northern Europe/ Western Europe	11 (9)	1 (1)	0	4 (2)	9 (7)	0	0	7 (5)	10 (8)	1 (1)	0	5 (3)	9	75% (67%)	12	16(12)	69%	56% (50%)

Scientific name	Common name	Population (range)	Take				Disturbance				Use/Trade				All - Parties responding 'Yes, fully' for all three actions	% responding Range States confirming full protection	No. of Range States respon-ding	Total no. of Range States	% of responding Range States providing a full answer	% of all Range States confirming full protection
			Yes, fully	Yes, partially	No	No answer	Yes, fully	Yes, partially	No	No answer	Yes, fully	Yes, partially	No	No answer						
Limosa lapponica taymyrensis	Bar-tailed Godwit	Western Siberia/West & South-west Africa	16 (13)	4 (1)	1	17 (2)	15 (11)	3	1	19 (5)	18 (11)	2 (2)	1	17 (3)	12	55% (25%)	22	38(16)	75%	32% (11%)
Limosa lapponica taymyrensis	Bar-tailed Godwit	Central Siberia/South & SW Asia & Eastern Africa	4	3 (1)	1	4	4	2	1	5(1)	4	3 (1)	0	5	4	50% (57%)	8	12(1)	67%	33% (36%)
Limosa limosa limosa	Black-tailed Godwit	Western Europe/NW & West Africa	17 (14)	3 (1)	1	21 (5)	16 (12)	2	1	23 (8)	20 (13)	1 (1)	0	21 (6)	14	64% (29%)	22	42(20)	75%	33% (10%)
Limosa limosa limosa	Black-tailed Godwit	Eastern Europe/Central & Eastern Africa	16 (9)	2	3	16 (2)	18 (8)	1	2	16 (3)	19 (7)	1 (1)	0	17 (3)	14	64% (54%)	22	37(11)	83%	38% (27%)
Limosa limosa limosa	Black-tailed Godwit	West-central Asia/SW Asia & Eastern Africa	6	1	1	4	6	1	1	4	5	2	0	5	5	62%	8	12	78%	42%
Limosa limosa islandica	Black-tailed Godwit	Iceland/ Western Europe	9 (7)	2 (1)	0	5 (2)	8 (6)	1	0	7 (4)	10 (7)	1 (1)	0	5 (2)	8	73% (66%)	11	16(10)	69%	50% (33%)
Arenaria interpres interpres	Ruddy Turnstone	Northern Europe/West Africa	20	4	2	27	20	4	1	28	23	2	1	27	17	63%	27	53	83%	32%
Calidris canutus canutus	Red Knot	Northern Siberia/West & Southern Africa	15 (13)	5 (1)	1	15 (2)	14 (11)	4	0	18 (5)	16 (11)	3 (2)	1	16 (3)	12	57% (29%)	21	36(16)	78%	33% (10%)
Calidris canutus islandica	Red Knot	NE Canada & Greenland/ Western Europe	9 (7)	2 (1)	0	4 (2)	8 (6)	1	0	6 (4)	9 (7)	2 (1)	0	4 (2)	8	73% (67%)	11	15 (10)	75%	53% (40%)
Calidris ferruginea	Curlew Sandpiper	Western Siberia/West Africa	21	3	3	21	21	3	2	22	25	0	2	21	19	68%	28	48	86%	40%
Calidris ferruginea	Curlew Sandpiper	Central Siberia/SW Asia, E & S Africa	13	4	3	17	12	4	3	18	14	3	1	19	12	60%	20	37	82%	32%
Calidris temminckii	Temminck's Stint	Fennoscandia/North & West Africa	20	3	2	18	20	3	1	19	24	0	1	18	18	69%	26	43	85%	42%
Calidris alpina arctica	Dunlin	NE Greenland/ West Africa	7	1	1	7	6	2	0	8	8	0	1	7	6	67%	9	16	80%	38%

Scientific name	Common name	Population (range)	Take				Disturbance				Use/Trade				All - Parties responding 'Yes, fully' for all three actions	% responding Range States confirming full protection	No. of Range States respon-ding	Total no. of Range States	% of responding Range States providing a full answer	% of all Range States confirming full protection
			Yes, fully	Yes, partially	No	No answer	Yes, fully	Yes, partially	No	No answer	Yes, fully	Yes, partially	No	No answer						
Calidris alpina schinzii	Dunlin	Baltic/SW Europe & NW Africa	11	0	0	3	9	0	0	5	10	0	0	4	9	82%	11	14	82%	64%
Calidris maritima	Purple Sandpiper	NE Canada & N Greenland (breeding)	7	0	0	3	6	0	0	4	7	0	0	3	6	86%	7	10	75%	60%
Gallinago media	Great Snipe	Scandinavia/ probably West Africa	10	1	1	18	12	1	0	17	12	0	1	17	10	77%	13	30	86%	33%
Gallinago media	Great Snipe	Western Siberia & NE Europe/South-east Africa	24	4	3	19	24	4	1	21	25	3	0	22	22	71%	31	50	88%	44%
Tringa erythropus	Spotted Redshank	N Europe/ Southern Europe, North & West Africa	22 (16)	4 (1)	3	19 (3)	22 (14)	3	1	22 (6)	26 (15)	1 (1)	1	20 (4)	19	66% (50%)	29	48 (20)	87%	40% (21%)
Tringa totanus totanus	Common Redshank	Britain & Ireland/Britain, Ireland, France	3 (3)	1 (1)	0	2 (1)	3 (3)	0	0	3 (2)	3 (3)	1 (1)	0	2 (1)	3	75% (0%)	4	6 (5)	75%	50% (0%)
Glareola pratincola pratincola	Collared Pratincole	Black Sea & E Mediterranean/Eastern Sahel zone	13	1	3	9	14	1	2	9	16	0	0	10	13	76%	17	26	94%	50%
Glareola nordmanni	Black-winged Pratincole	SE Europe & Western Asia/Southern Africa	10	3	3	13	12	3	2	12	13	3	1	12	9	53%	17	29	94%	31%
Glareola ocularis	Madagascar Pratincole	Madagascar/ East Africa	2	0	0	1	1	0	0	2	1	0	0	2	1	50%	2	3	50%	33%
Glareola cinerea	Grey Pratincole	SE West Africa & Central Africa	0	0	1	9	1	0	1	8	2	0	0	8	0	0%	2	10	50%	0%
Rynchops flavirostris	African Skimmer	Coastal West Africa & Central Africa	1	2	0	16	2	1	1	15	4	0	0	15	0	0%	4	19	60%	0%
Rynchops flavirostris	African Skimmer	Eastern & Southern Africa	6	1	1	4	5	2	0	5	5	1	1	5	5	62%	8	12	88%	42%

Scientific name	Common name	Population (range)	Take				Disturbance				Use/Trade				All - Parties responding 'Yes, fully' for all three actions	% responding Range States confirming full protection	No. of Range States respon-ding	Total no. of Range States	% of responding Range States providing a full answer	% of all Range States confirming full protection
			Yes, fully	Yes, partially	No	No answer	Yes, fully	Yes, partially	No	No answer	Yes, fully	Yes, partially	No	No answer						
Hydrocoloeus minutus	Little Gull	W Asia/E Mediterranean, Black Sea & Caspian	6	2	1	3	6	2	1	3	7	1	0	4	6	67%	9	12	89%	50%
Rissa tridactyla tridactyla	Black-legged Kittiwake	Arctic from NE Canada to Novaya Zemlya/N Atlantic	13	1 (1)	0	9	12 (1)	0	0	11	13	1 (1)	0	9	11	79% (85%)	14	23(1)	80%	48% (50%)
Larus ichthyaetus	Pallas's Gull	Black Sea & Caspian/ South-west Asia	6	2	1	3	5	2	1	4	6	1	0	5	5	56%	9	12	78%	42%
Larus leucophthalmus	White-eyed Gull	Red Sea & nearby coasts	2	0	0	3	2	0	0	3	2	0	0	3	2	100%	2	5	100%	40%
Larus audouinii	Audouin's Gull	Mediterranean/N & W coasts of Africa	10	0	1	7	8	1	1	8	10	0	0	8	8	73%	11	18	82%	44%
Larus fuscus fuscus	Lesser Black-backed Gull, Baltic Gull	NE Europe/Black Sea, SW Asia & Eastern Africa	22 (10)	3	1	12 (2)	20 (9)	3	1	14 (3)	20 (8)	3 (1)	0	15 (3)	19	73% (69%)	26	38(12)	85%	50% (42%)
Larus armenicus	Armenian Gull	Armenia, Eastern Turkey & NW Iran	4	0	1	1	4	0	1	1	4	0	0	2	4	80%	5	6	80%	67%
Onychoprion anaethetus melanopterus	Bridled Tern	W Africa	1	0	0	9	1	1	0	8	2	0	0	8	0	0%	2	10	50%	0%
Onychoprion anaethetus antarcticus	Bridled Tern	W Indian Ocean	3	0	0	2	2	0	0	3	2	0	0	3	2	67%	3	5	67%	40%
Sternula albifrons albifrons	Little Tern	Black Sea & East Mediterranean (bre)	14	2	2	8	14	2	1	9	15	1	0	10	13	72%	18	26	89%	50%
Sternula albifrons albifrons	Little Tern	Caspian (bre)	1	1	0	0	1	1	0	0	1	1	0	0	1	50%	2	2	100%	50%
Sternula albifrons albifrons	Little Tern	Europe north of Mediterranean (bre)	2	0	0	0	1	0	0	1	2	0	0	0	1	50%	2	2	50%	50%

Scientific name	Common name	Population (range)	Take				Disturbance				Use/Trade				All - Parties responding 'Yes, fully' for all three actions	% responding Range States confirming full protection	No. of Range States respon-ding	Total no. of Range States	% of responding Range States providing a full answer	% of all Range States confirming full protection
			Yes, fully	Yes, partially	No	No answer	Yes, fully	Yes, partially	No	No answer	Yes, fully	Yes, partially	No	No answer						
Sternula albifrons albifrons	Little Tern	West Mediterranean/ W Africa (bre)	2	0	0	0	1	0	0	1	2	0	0	0	1	50%	2	2	50%	50%
Sternula albifrons guineae	Little Tern	West Africa (bre)	2	0	1	13	2	1	1	12	4	0	0	12	1	25%	4	16	75%	6%
Sternula saundersi	Saunders's Tern	W South Asia, Red Sea, Gulf & Eastern Africa	3	0	0	3	2	0	0	4	2	0	0	4	2	67%	3	6	67%	33%
Sternula balaenarum	Damara Tern	Namibia & South Africa/Atlantic coast to Ghana	2	0	0	7	2	1	0	6	2	1	0	6	1	33%	3	9	67%	11%
Gelochelidon nilotica nilotica	Common Gull-billed Tern	Black Sea & East Mediterranean/Eastern Africa	9	2	1	4	8	2	1	5	9	1	0	6	8	67%	12	16	83%	50%
Gelochelidon nilotica nilotica	Common Gull-billed Tern	West & Central Asia/South-west Asia	1	1	0	2	1	1	0	2	1	1	0	2	1	50%	2	4	100%	25%
Hydroprogne caspia	Caspian Tern	Southern Africa (bre)	1	0	0	3	0	1	0	3	0	1	0	3	0	0%	1	4	50%	0%
Hydroprogne caspia	Caspian Tern	Black Sea (bre)	0	1	0	1	0	1	0	1	1	0	0	1	0	0%	1	2	100%	0%
Hydroprogne caspia	Caspian Tern	Caspian (bre)	5	1	1	4	4	1	1	5	4	1	0	6	4	57%	7	11	71%	36%
Chlidonias hybrida delalandii	Whiskered Tern	Eastern Africa (Kenya & Tanzania)	4	0	0	0	3	0	0	1	3	0	0	1	3	75%	4	4	75%	75%
Chlidonias hybrida delalandii	Whiskered Tern	Southern Africa (Malawi & Zambia to South Africa)	2	1	0	4	2	1	0	4	2	1	0	4	2	67%	3	7	75%	29%
Sterna dougallii dougallii	Roseate Tern	Southern Africa & Madagascar	1	0	0	1	0	1	0	1	0	1	0	1	0	0%	1	2	100%	0%
Sterna dougallii dougallii	Roseate Tern	East Africa	2	0	0	0	1	0	0	1	1	0	0	1	1	50%	2	2	50%	50%

Scientific name	Common name	Population (range)	Take				Disturbance				Use/Trade				All - Parties responding 'Yes, fully' for all three actions	% responding Range States confirming full protection	No. of Range States respon-ding	Total no. of Range States	% of responding Range States providing a full answer	% of all Range States confirming full protection
			Yes, fully	Yes, partially	No	No answer	Yes, fully	Yes, partially	No	No answer	Yes, fully	Yes, partially	No	No answer						
Sterna dougallii dougallii	Roseate Tern	Europe (bre)	5	0	0	10	3	1	0	11	5	0	0	10	2	33%	6	15	50%	13%
Sterna dougallii gracilis	Roseate Tern	Seychelles & Mascarenes	1	0	0	2	1	0	0	2	1	0	0	2	1	100%	1	3	100%	33%
Sterna vittata vittata	Antarctic Tern	P.Edward, Marion, Crozet & Kerguelen/South Africa	1	0	0	0	0	1	0	0	0	1	0	0	0	0%	1	1	100%	0%
Sterna vittata tristanensis	Antarctic Tern	Tristan da Cunha & Gough/South Africa	1	0	0	1	0	1	0	1	0	1	0	1	0	0%	1	2	100%	0%
Sterna vittata sanctipauli	Antarctic Tern	Amsterdam and St Paul/South Africa	1	0	0	0	0	1	0	0	0	1	0	0	0	0%	1	1	100%	0%
Thalasseus bengalensis emigratus	Lesser Crested Tern	S Mediterranean/NW & West Africa coasts	3	0	0	4	2	0	0	5	3	0	0	4	2	67%	3	7	50%	29%
Thalasseus bergii bergii	Greater Crested Tern	Southern Africa (Angola Mozambique)	0	1	0	1	0	1	0	1	0	1	0	1	0	0%	1	2	100%	0%
Thalasseus bergii bergii	Greater Crested Tern	Madagascar & Mozambique/Southern Africa	1	1	0	2	1	1	0	2	1	1	0	2	1	50%	2	4	100%	25%
Thalasseus bergii velox	Greater Crested Tern	Red Sea & North-east Africa	2	0	0	3	1	0	0	4	1	0	0	4	1	50%	2	5	50%	20%
Thalasseus bergii thalassinus	Greater Crested Tern	Eastern Africa & Seychelles	2	0	0	0	1	0	0	1	1	0	0	1	1	50%	2	2	50%	50%
Fratercula arctica	Atlantic Puffin	Hudson Bay & Maine E to S Greenland, Iceland, Bear Is, Norway to S Novaya Zemlya	3	1 (1)	0	4 (1)	3 (1)	0	0	5 (1)	2	1 (1)	0	5 (1)	2	50% (67%)	4	8(2)	60%	25% (33%)
Fratercula arctica	Atlantic Puffin	NE Canada, N Greenland, to Jan	1	0	0	0	1	0	0	0	1	0	0	0	1	100%	1	1	100%	100%

Scientific name	Common name	Population (range)	Take				Disturbance				Use/Trade				All - Parties responding 'Yes, fully' for all three actions	% responding Range States confirming full protection	No. of Range States respon-ding	Total no. of Range States	% of responding Range States providing a full answer	% of all Range States confirming full protection
			Yes, fully	Yes, partially	No	No answer	Yes, fully	Yes, partially	No	No answer	Yes, fully	Yes, partially	No	No answer						
		Mayen, Svalbard, N Novaya Zemlya																		
Fratercula arctica	Atlantic Puffin	Faeroes, S Norway & Sweden, Britain, Ireland, NW France	9	1 (1)	0	7 (1)	8 (1)	0	0	9 (1)	9	1 (1)	0	7 (1)	7	70% (78%)	10	17(2)	67%	41% (47%)
Cepphus grylle grylle	Black Guillemot	Baltic Sea	5	0	0	1	4	0	0	2	4	0	0	2	4	80%	5	6	80%	67%
Alca torda torda	Razorbill	E North America, Greenland, E to Baltic & White Seas	6	0	0	3	5	0	0	4	5	0	0	4	5	83%	6	9	71%	56%
Alca torda islandica	Razorbill	Iceland, Faeroes, Britain, Ireland, Helgoland, NW France	6	1 (1)	0	5 (1)	6 (1)	0	0	6 (1)	6	1 (1)	0	5 (1)	5	71% (83%)	7	12 (2)	67%	42% (50%)

Annex Table A2. Number of Table 1, Column A populations per country as reported by Parties which are subject to legislation prohibiting take, disturbance and use/trade. (Q3). In brackets, number of species for which a reservation is in place, and adjusted percentage of populations fully protected excluding those under reservations. (Key: Dark green: 100% confirmed as fully protected; Pale green: 76-99%; blue: 51-75%; yellow 26-75%; orange: 1- 25%; red: 0% protected. Grey: no complete answer provided.)

Party	Take				Disturbance				Use/Trade				No. of pops. confirmed fully protected ('Yes, fully' for each activity)	Total relevant pops.	Total no. of pops. fully reported on	% pops. fully reported on	% pops. with confirmed full protection (based on no. of pops. reported on)	% pops. with confirmed full protection (based on no. of pops. for which Party is a Range State)
	Yes, fully	Yes, partially	No	No answer	Yes, fully	Yes, partially	No	No answer	Yes, fully	Yes, partially	No	No answer						
Albania	31				31				31				31	31	31	100%	100%	100%
Algeria	13			27	13			27	13			27	13	40	13	32%	100%	32%
Belarus	25	2			27				27				25	27	27	100%	93%	93%
Belgium	35(15)			1(1)	36(16)				36(16)				35	36(16)	35	97%	100%	97% (100%)
Botswana	9	1	10	36		4	16	36	8	1	10	37	0	56	19	34%	0%	0%
Bulgaria	43(10)				35(10)			8	30(1)	13(9)			23	43(10)	35	81%	66%	53% (67%)
Croatia	38(9)				38(9)				38(9)				38	38(9)	38	100%	100%	100%
Cyprus	26(6)	1(1)			27(7)				27(7)				26	27(7)	27	100%	96%	96% (100%)
Czech Republic	33(13)				33(13)				33(13)				33	33(13)	33	100%	100%	100% (100%)
Denmark	30(13)	1(1)		9(1)	32(15)			8	32(15)			8	30	40(15)	31	78%	97%	75% (68%)
Egypt	47	1			47	1			47	1			47	48	48	100%	98%	98%
Estonia	29(14)							29(14)				29(14)	0	29(14)	0	-	-	0% (0%)
Ethiopia	30		7		37				37				30	37	37	90%	100%	81%
Finland	30(14)	2(2)		1(1)	33(17)				30(14)	3(3)			30	33(17)	32	97%	94%	91% (100%)
France	35(1)	24(18)			35(1)			24(18)	34(2)	25(17)			33	59(19)	35	59%	94%	56% (80%)
Georgia	42				42				42				42	42	42	100%	100%	100%
Ghana	8	18			25			1	25			1	7	26	25	96%	28%	27%
Iceland	12(1)	6(5)			18(6)				12(1)	6(5)			12	18(6)	18	100%	67%	67% (92%)
Italy	40(9)	3(3)			43(12)				43(12)				40	43(12)	43	100%	93%	93% (100%)
Jordan	31		1		31	1			32				31	32	32	100%	97%	97%
Kenya	45			2	3			44	9			38	3	47	3	6%	100%	6%
Latvia	31(14)				31(14)				31(14)				31	31(14)	31	100%	100%	100% (100%)

Party	Take				Disturbance				Use/Trade				No. of pops. confirmed fully protected ('Yes, fully' for each activity)	Total relevant pops.	Total no. of pops. fully reported on	% pops. fully reported on	% pops. with confirmed full protection (based on no. of pops. reported on)	% pops. with confirmed full protection (based on no. of pops. for which Party is a Range State)
	Yes, fully	Yes, partially	No	No answer	Yes, fully	Yes, partially	No	No answer	Yes, fully	Yes, partially	No	No answer						
Lebanon	25				25				25				25	25	25	100%	100%	100%
Malawi	27	2			29				29				27	29	29	100%	93%	93%
Moldova	8		20	1	18		2	9	20			9	8	29	20	69%	40%	28%
Morocco	24	15		2	1	33		7	38	2		1	1	41	33	80%	3%	2%
Netherlands	37(16)				37(16)				37(16)				37	37(16)	37	100%	100%	100% (100%)
Niger		2	25				27		27				0	27	27	100%	0%	0%
Norway	42(2)	1(1)			43(3)				42(2)	1(1)			42	43(3)	43	100%	98%	98% (100%)
Portugal	30(10)	1(1)		2	10(2)			23(9)	31(11)			2	10	33(11)	10	30%	100%	30% (36%)
Romania	43(9)	1(1)			44(10)				43(9)	1(1)			43	44(10)	44	100%	98%	98% (100%)
Rwanda	1	24				25				25			0	25	25	100%	0%	0%
Senegal	13	3	24			40			12	8	20		0	40	40	100%	0%	0%
Serbia	23				23				23				23	23	23	100%	100%	100%
Slovakia	29(12)			1	30(12)				30(12)				29	30(12)	29	97%	100%	97% (94%)
Slovenia	28(7)				28(7)				28(7)				28	28(7)	28	100%	100%	100% (100%)
South Africa	12	34	1			47				47			0	47	47	100%	0%	0%
Spain	46(14)				46(14)				46(14)				46	46(14)	46	100%	100%	100% (100%)
Sweden	34(13)	3(3)			37(16)				37(16)				34	37(16)	37	100%	92%	92% (100%)
Switzerland	27(2)	4			31(2)				31(2)				27	31(2)	31	100%	100%	87% (93%)
Syria	1	9	32				32	10				42	0	42	0	-	-	0%
Tanzania	48				48				48				48	48	48	100%	100%	100%
Togo				36	36				36				0	36	0	-	-	0%
Uganda	34				34				34				34	34	34	100%	100%	100%
Ukraine		49				49			49				0	49	49	100%	0%	0%
Uzbekistan	14	20	3		14	23				37			0	37	37	100%	0%	0%

Annex Table A3. List of waterbird populations, their AEWA Table 1 category, IUCN Red list threat category and the number of Parties reporting whether an open hunting season is permitted or not permitted (Q4); Parties that did not provide a response include those that did not specify and those that did not submit a report. [Key: †LC = Least Concern, NT = Near Threatened; ^IUCN Red List assessments applies to the species, not the subspecies; ° country which has a reservation in place for this taxon. Populations where hunting is permitted by the provisions of the Agreement (i.e. under an adaptive harvest management process within the framework of an international action plan), are highlighted in green].

Taxon	AEWA Table 1 Population and Category	Red List threat category†	No. of Parties responding	Open hunting season permitted		Open hunting season not permitted		No. of Parties that did not provide a response
				No.	Parties	No.	Parties	
ANATIDAE								
Thalassornis leuconotus leuconotus White-backed Duck	A2* (Eastern & Southern Africa)	LC^	8	2	Ethiopia, Tanzania	6	Botswana, Kenya, Malawi, Rwanda, South Africa, Uganda	5 (Burundi, Congo-Brazzaville, Eswatini, Sudan, Zimbabwe)
Anser fabalis fabalis Taiga Bean Goose	A3c* (North-east Europe/North-west Europe)	LC^	7	3	Finland°, France°, Sweden°	4	Belgium°, Denmark°, Netherlands°, Norway	2 (Germany°, United Kingdom)
Anser albifrons flavirostris Greenland White-fronted Goose	A2* (Greenland/ Ireland & UK)	LC^	3	0		3	Denmark, Iceland, Norway	2 (Ireland, United Kingdom)
Somateria mollissima mollissima Common Eider	A4 (Baltic, Denmark & Netherlands)	NT^	13	6	Denmark°, Finland°, France°, Norway°, Sweden°, Switzerland	7	Belarus, Belgium°, Czech Republic°, Estonia°, Latvia°, Netherlands°, Spain°	2 (Germany°, Lithuania°)
Somateria mollissima mollissima Common Eider	A4 (Norway & Russia)	NT^	1	0		1	Norway°	0
Somateria mollissima borealis Common Eider	A4 (Svalbard & Franz Joseph)	NT^	2	0		2	Iceland°, Norway°	0
PHOENICOPTERIDAE								

Taxon	AEWA Table 1 Population and Category	Red List threat category†	No. of Parties responding	Open hunting season permitted		Open hunting season not permitted		No. of Parties that did not provide a response
				No.	Parties	No.	Parties	
Phoeniconaias minor Lesser Flamingo	A4 (Southern Africa (to Madagascar)	NT	4	0		4	Botswana, France, Malawi, South Africa	2 (Madagascar, Zimbabwe)
HAEMATOPODIDAE								
Haematopus ostralegus ostralegus Eurasian Oystercatcher	A4 (Europe/ South & West Europe & NW Africa)	NT^	28	2	France°, Morocco	26	Albania, Algeria, Belarus, Belgium°, Bulgaria°, Croatia°, Czech Republic°, Denmark°, Estonia°, Finland°, Iceland, Italy°, Latvia°, Netherlands°, Norway, Portugal°, Romania°, Senegal, Slovakia°, Slovenia°, South Africa, Spain°, Sweden°, Switzerland, Togo, Ukraine	16 (Gambia, Germany°, Guinea-Bissau, Guinea, Hungary°, Ireland°, Libya, Lithuania°, Luxembourg°, Mauritania, Moldova, Monaco, Montenegro, North Macedonia, Tunisia, United Kingdom)
Haematopus ostralegus longipes Eurasian Oystercatcher	A4 (SE Eur & W Asia/SW Asia & NE Africa)	NT^	14	2	France°, United Republic of Tanzania	12	Belarus, Bulgaria°, Cyprus°, Egypt, Georgia, Jordan, Kenya, Lebanon, Romania°, Syria, Ukraine, Uzbekistan	4 (Djibouti, Israel, Moldova, Sudan)
CHARADRIIDAE								
Vanellus vanellus Northern Lapwing	A4 (Europe, W Asia/Europe, N Africa & SW Asia)	NT	32	5	France°, Italy°, Spain°, Syria, Uzbekistan	27	Albania, Algeria, Belarus, Belgium°, Bulgaria°, Cyprus°, Czech Republic°, Denmark°, Egypt, Estonia°, Finland°, Georgia, Jordan, Latvia°, Lebanon, Morocco, Netherlands°, Norway, Portugal°, Romania°, Serbia, Slovakia°, Slovenia°, South Africa, Sweden°, Switzerland, Ukraine	12 (Germany°, Hungary, Ireland°, Israel, Libya, Lithuania°, Luxembourg°, Moldova, Montenegro, North Macedonia, Tunisia, United Kingdom)
SCOLOPACIDAE								
Numenius arquata arquata Eurasian Curlew	A4 (Europe, North & West Africa)	NT^	29	0		29	Albania, Algeria, Belarus, Belgium, Bulgaria, Croatia, Czech Republic, Denmark,	16 (Gambia, Germany, Guinea-Bissau, Guinea, Hungary, Ireland, Lithuania, Luxembourg,

Taxon	AEWA Table 1 Population and Category	Red List threat category†	No. of Parties responding	Open hunting season permitted		Open hunting season not permitted		No. of Parties that did not provide a response
				No.	Parties	No.	Parties	
							Estonia, Finland, France, Iceland, Italy, Latvia, Morocco, Netherlands, Norway, Portugal, Romania, Senegal, Serbia, Slovakia, Slovenia, South Africa, Spain, Sweden, Switzerland, Togo, Ukraine	Mali, Mauritania, Moldova, Monaco, Montenegro, North Macedonia, Tunisia, United Kingdom)
Numenius arquata orientalis Eurasian Curlew	A4 (Western Siberia/SW Asia, E & S Africa)	NT^	26	2	Syria, United Republic of Tanzania	24	Albania, Algeria, Botswana, Bulgaria, Cyprus, Egypt, Ethiopia, France, Georgia, Ghana, Italy, Jordan, Kenya, Lebanon, Malawi, Romania, Rwanda, Senegal, Serbia, South Africa, Togo, Uganda, Ukraine, Uzbekistan	20 (Benin, Burkina Faso, Burundi, Chad, Djibouti, Gabon, Guinea-Bissau, Guinea, Israel, Libya, Madagascar, Mali, Mauritania, Moldova, Niger, Nigeria, North Macedonia, Sudan, Tunisia, Zimbabwe)
Limosa lapponica lapponica Bar-tailed Godwit	A4 (Northern Europe/Western Europe)	NT^	12	1	France°	11	Belgium°, Denmark°, Estonia°, Finland°, Iceland, Latvia°, Netherlands°, Norway, Portugal°, Spain°, Sweden°	3 (Germany°, Ireland°, United Kingdom)
Limosa lapponica taymyrensis Bar-tailed Godwit	A4 (Western Siberia/West & South-west Africa)	NT^	21	3	France°, Morocco, Ukraine	18	Algeria, Belgium°, Bulgaria°, Czech Republic°, Denmark°, Estonia°, Finland°, Ghana, Italy°, Latvia°, Netherlands°, Norway°, Portugal°, Senegal, Slovakia°, Sweden°, Switzerland, Togo	16 (Benin, Congo-Brazzaville, Cote d'Ivoire, Gabon, Gambia, Germany°, Guinea-Bissau, Guinea, Hungary, Libya, Mauritania, Moldova, North Macedonia, Spain°, Tunisia, United Kingdom)
Limosa lapponica taymyrensis Bar-tailed Godwit	A4 (Central Siberia/South & SW Asia & Eastern Africa)	NT^	8	2	France°, United Republic of Tanzania	6	Egypt, Georgia, Kenya, Malawi, South Africa, Uzbekistan	4 (Syria, Djibouti, Madagascar, Sudan)
Limosa limosa islandica Black-tailed Godwit	A4 (Iceland/Western Europe)	NT^	12	0		12	Algeria, Belgium°, Denmark°, Finland°, France°, Iceland, Morocco, Netherlands°,	3 (Germany°, Ireland°, United Kingdom)

Taxon	AEWA Table 1 Population and Category	Red List threat category†	No. of Parties responding	Open hunting season permitted		Open hunting season not permitted		No. of Parties that did not provide a response
				No.	Parties	No.	Parties	
							Norway, Portugal, Spain°, Sweden°	
Calidris canutus canutus Red Knot	A4 (Northern Siberia/West & Southern Africa)	NT^	22	3	France°, Morocco, Ukraine	19	Algeria, Belgium°, Bulgaria°, Czech Republic°, Denmark°, Estonia°, Finland°, Ghana, Italy°, Latvia°, Netherlands°, Norway, Portugal°, Senegal, Slovakia°, South Africa, Spain°, Sweden°, Switzerland	13 (Benin, Gabon, Gambia, Germany°, Guinea-Bissau, Guinea, Hungary°, Libya, Mauritania, Nigeria, North Macedonia, Tunisia, United Kingdom)
Calidris canutus islandica Red Knot	A4 (NE Canada & Greenland/Western Europe)	NT^	11	2	France°, Morocco	9	Belgium°, Denmark°, Finland°, Iceland, Netherlands°, Norway, Portugal°, Spain°, Sweden°	3 (Germany°, Ireland°, United Kingdom)
Calidris ferruginea Curlew Sandpiper	A4 (Central Siberia/SW Asia, E & S Africa)	NT	19	2	Ukraine, United Republic of Tanzania	17	Algeria, Botswana, Bulgaria, Cyprus, Egypt, Ethiopia, France, Georgia, Jordan, Kenya, Lebanon, Malawi, Romania, Rwanda, South Africa, Uganda, Uzbekistan	18 (Burundi, Central African Republic, Chad, Congo-Brazzaville, Djibouti, Eswatini, Gabon, Equatorial Guinea, Israel, Libya, Madagascar, Moldova, Niger, Nigeria, North Macedonia, Sudan, Syria, Zimbabwe)
Calidris ferruginea Curlew Sandpiper	A4 (Western Siberia/West Africa)	NT	27	2	Morocco, Ukraine	25	Albania, Algeria, Belarus, Belgium, Bulgaria, Croatia, Czech Republic, Denmark, Egypt, Estonia, Finland, France, Ghana, Italy, Latvia, Netherlands, Norway, Portugal, Romania, Senegal, Slovakia, Spain, Sweden, Switzerland, Togo	21 (Benin, Burkina Faso, Chad, Cote d'Ivoire, Gambia, Germany, Guinea-Bissau, Guinea, Hungary, Libya, Luxembourg, Mali, Mauritania, Moldova, Monaco, Montenegro, Niger, Nigeria, North Macedonia, Tunisia, United Kingdom)
Gallinago media Great Snipe	A4 (Scandinavia/ probably West Africa)	NT	14	0		14	Algeria, Croatia, Czech Republic, Denmark, Finland, France, Ghana, Italy, Norway, Senegal, Slovenia, Sweden, Switzerland, Togo	16 (Benin, Burkina Faso, Chad, Cote d'Ivoire, Gambia, Germany, Guinea-Bissau, Guinea, Libya, Luxembourg, Mali, Mauritania, Monaco, Nigeria, Tunisia, United Kingdom)

Taxon	AEWA Table 1 Population and Category	Red List threat category†	No. of Parties responding	Open hunting season permitted		Open hunting season not permitted		No. of Parties that did not provide a response
				No.	Parties	No.	Parties	
Gallinago media Great Snipe	A4 (Western Siberia & NE Europe/South-east Africa)	NT	32	4	Ethiopia, Syria, United Republic of Tanzania, Uzbekistan	28	Albania, Algeria, Belarus, Botswana, Bulgaria, Croatia, Cyprus, Czech Republic, Denmark, Egypt, Estonia, Finland, Georgia, Italy, Kenya, Latvia, Lebanon, Malawi, Romania, Rwanda, Serbia, Slovakia, Slovenia, South Africa, Sweden, Switzerland, Uganda, Ukraine	19 (Burundi, Central African Republic, Chad, Congo-Brazzaville, Eswatini, Gabon, Germany, Equatorial Guinea, Hungary, Israel, Libya, Lithuania, Moldova, Montenegro, Nigeria, North Macedonia, Sudan, Tunisia, Zimbabwe)
GLAREOLIDAE								
Glareola nordmanni Black-winged Pratincole	A4 (SE Europe & Western Asia/Southern Africa)	NT	15	1	United Republic of Tanzania	14	Botswana, Bulgaria, Cyprus, Egypt, Ethiopia, Georgia, Lebanon, Romania, Rwanda, South Africa, Togo, Uganda, Ukraine, Uzbekistan	14 (Burundi, Central African Republic, Chad, Cote d'Ivoire, Eswatini, Israel, Libya, Mali, Mauritania, Moldova, Niger, Nigeria, Sudan, Zimbabwe)
ALCIDAE								
Alca torda Razorbill	A4 (E North America, Greenland, E to Baltic & White Seas)	NT	7	1	Denmark	6	Estonia, Finland, Latvia, Netherlands, Norway, Sweden	2 (Germany, Lithuania)
Alca torda islandica Razorbill	A4 (Iceland, Faeroes, Britain, Ireland, Helgoland, NW France)	NT^	10	2	Denmark°, Iceland°	8	Belgium, France, Morocco, Netherlands, Norway, Portugal, Spain	3 (Germany, Ireland, United Kingdom)

Annex Table A4. Overview of Table 1, Column B populations and responses of Reporting Parties relating to the regulation of take during various stages of reproduction, rearing and return to breeding grounds, limits established on take and regulation of use/trade of Column B species (Q5). In brackets, number of Parties with a reservation and adjusted percentages confirming full coverage excluding reservations. Here, the term 'Range State' includes only those countries that are contracting Parties to AEWA in which the population occurs. (Key: Dark green: 100% of Range States have confirmed full regulation of the population. Pale Green: 76%-99% of relevant Range States have full regulation the population; Blue: 51%-75%; Yellow: 26%-50%; Orange: 1%-25%; Red: 0%. Grey: no complete answer provided).

Scientific name	Common name	Population (range)	Take during various stages of reproduction, rearing & return to breeding grounds				Limits				Use/trade				No. of Parties confirming regulation for all three actions	% of responding Range States confirming full regulation	Total no. of Range States respon-ding	Total no. of Range States	% of responding Range States providing a full answer	% of all Range States confirming full regulation
			Fully	Partially	No	No answer	Fully	Partially	No	No answer	Fully	Partially	No	No answer						
Dendrocygna bicolor	Fulvous Whistling-duck	West Africa (Senegal to Chad)	3	0	0	13	1	0	1	14	2	1	0	13	0	0%	3	16	67%	0%
Dendrocygna bicolor	Fulvous Whistling-duck	Eastern & Southern Africa	5	2	1	6	4	1	2	7	5	1	0	8	4	50%	8	14	75%	29%
Cygnus olor	Mute Swan	Black Sea	8	0	0	3	8	0	0	3	7	1	0	3	7	88%	8	11	100%	64%
Cygnus cygnus	Whooper Swan	Iceland/UK & Ireland	6	0	0	3	5	0	0	4	5	0	0	4	5	83%	6	9	83%	56%
Branta bernicla bernicla	Dark-bellied Brent Goose	Western Siberia/Western Europe	6	0	0	2	6	0	0	2	6	0	0	2	6	100%	6	8	100%	75%
Branta leucopsis	Barnacle Goose	East Greenland/Scotland & Ireland	1	1	0	2	1	0	1	2	1	0	0	3	1	50%	2	4	50%	25%
Anser anser anser	Greylag Goose	Iceland/UK & Ireland	0	1 (1)	0	2	0	0	1 (1)	2	0	0	0	3 (1)	0	0%	1	3 (1)	0%	0% (0%)
Anser anser anser	Greylag Goose	Central Europe/North Africa	12	5	0	6	11	1	3	8	14	1	0	8	8	47%	17	23	82%	35%
Anser anser rubrirostris	Greylag Goose	Black Sea & Turkey	1	1	2	0	3	0	1	0	2	1	1	0	0	0%	4	4	100%	0%
Anser brachyrhynchus	Pink-footed Goose	Svalbard/North-west Europe	5	0	0	1	5	0	0	1	5	0	0	1	5	100%	5	6	100%	83%

Scientific name	Common name	Population (range)	Take during various stages of reproduction, rearing & return to breeding grounds				Limits				Use/trade				No. of Parties confirming regulation for all three actions	% of responding Range States confirming full regulation	Total no. of Range States respon-ding	Total no. of Range States	% of responding Range States providing a full answer	% of all Range States confirming full regulation
			Fully	Partially	No	No answer	Fully	Partially	No	No answer	Fully	Partially	No	No answer						
Anser albifrons albifrons	Greater White-fronted Goose	Northern Siberia/Caspian & Iraq	1	0	1	0	1	0	1	0	0	1	1	0	0	0%	2	2	100%	0%
Melanitta nigra	Common Scoter	W Siberia & N Europe/W Europe & NW Africa	15	2	1	8	11	0	5	10	16	0	0	10	11	58%	19	26	74%	42%
Bucephala clangula clangula	Common Goldeneye	Western Siberia/Caspian	1	0	0	1	2	0	0	0	1	1	0	0	0	0%	1	1	100%	0%
Bucephala clangula clangula	Common Goldeneye	Western Siberia & North-east Europe/Black Sea	5	0	1 (1)	0	6 (1)	0	0	0	5 (1)	1	0	0	4	67%	6	6 (1)	100%	67% (80%)
Mergellus albellus	Smew	North-west & Central Europe (win)	15 (1)	0	1	5	14 (1)	0	0	7	14 (1)	0	0	7	13	81%	16	21 (1)	81%	62% (60%)
Mergellus albellus	Smew	Western Siberia/South-west Asia	1	0	1	0	1	0	1	0	0	1	1	0	0	0%	2	2	100%	0%
Tadorna tadorna	Common Shelduck	North-west Europe	13	0	1	6	12	0	0	8	11	0	0	9	11	79%	14	20	79%	55%
Tadorna ferruginea	Ruddy Shelduck	East Mediterranean & Black Sea/North-east Africa	7	0	1	1	7	0	1	1	7	0	1	1	7	88%	8	9	100%	78%
Tadorna cana	South African Shelduck	Southern Africa	0	1	1	0	0	1	0	1	0	1	0	1	0	0%	2	2	50%	0%
Plectropterus gambensis gambensis	Spur-winged Goose	West Africa	3	0	0	15	1	0	1	16	2	1	0	15	0	0%	3	18	67%	0%

Scientific name	Common name	Population (range)	Take during various stages of reproduction, rearing & return to breeding grounds				Limits				Use/trade				No. of Parties confirming regulation for all three actions	% of responding Range States confirming full regulation	Total no. of Range States respon-ding	Total no. of Range States	% of responding Range States providing a full answer	% of all Range States confirming full regulation
			Fully	Partially	No	No answer	Fully	Partially	No	No answer	Fully	Partially	No	No answer						
Plectropterus gambensis niger	Spur-winged Goose	Southern Africa	0	2	0	2	0	2	0	2	0	2	0	2	0	0%	2	4	100%	0%
Sarkidiornis melanotos	African Comb Duck	Southern & Eastern Africa	5	2	1	7	4	1	3	7	5	1	1	8	4	50%	8	15	88%	27%
Netta rufina	Red-crested Pochard	South-west & Central Europe/West Mediterranean	13	1	1	5	11	0	2	7	14	0	0	6	11	73%	15	20	87%	55%
Netta rufina	Red-crested Pochard	Black Sea & East Mediterranean	12	0	1	3	11	0	1	4	11	0	1	4	11	85%	13	16	92%	69%
Netta rufina	Red-crested Pochard	Western & Central Asia/South-west Asia	1	0	0	1	2	0	0	0	1	1	0	0	0	0%	1	1	100%	0%
Aythya fuligula	Tufted Duck	Western Siberia/SW Asia & NE Africa	6	0	2	3	4	0	3	4	4	2	1	4	3	38%	8	11	88%	27%
Aythya marila marila	Greater Scaup	Northern Europe/Western Europe	16 (1)	2 (1)	0	7	13 (1)	0	4 (1)	8	16 (1)	0	0	9 (1)	12	67%	18	25 (2)	83%	48% (43%)
Aythya marila marila	Greater Scaup	Western Siberia/Black Sea & Caspian	4	1	0	1	5	0	0	1	4	1	0	1	3	60%	5	6	100%	50%
Spatula hottentota	Hottentot Teal	Eastern Africa (south to N Zambia)	4	1	0	4	4	0	2	3	5	0	0	4	3	50%	6	9	67%	33%
Spatula hottentota	Hottentot Teal	Southern Africa (north to S Zambia)	0	1	1	2	0	1	1	2	0	1	1	2	0	0%	2	4	100%	0%
Spatula clypeata	Northern Shoveler	North-west & Central Europe (win)	11	3	2 (1)	6	9 (1)	1	4	8	13 (1)	0	0	9	7	44%	16	22 (1)	81%	32% (33%)

Scientific name	Common name	Population (range)	Take during various stages of reproduction, rearing & return to breeding grounds				Limits				Use/trade				No. of Parties confirming regulation for all three actions	% of responding Range States confirming full regulation	Total no. of Range States respon-ding	Total no. of Range States	% of responding Range States providing a full answer	% of all Range States confirming full regulation
			Fully	Partially	No	No answer	Fully	Partially	No	No answer	Fully	Partially	No	No answer						
Mareca strepera strepera	Gadwall	Western Siberia/SW Asia & NE Africa	4	0	1	1	1	0	3	2	1	2	1	2	0	0%	5	6	80%	0%
Mareca penelope	Eurasian Wigeon	Western Siberia & NE Europe/NW Europe	9 (1)	3	2 (1)	5	7 (1)	1	4	7 (1)	11 (1)	0	0	8 (1)	5	36%	14	19 (2)	79%	26% (29%)
Mareca penelope	Eurasian Wigeon	W Siberia & NE Europe/Black Sea & Mediterranean	19	4	5 (1)	15	17 (1)	2	6	18	20 (1)	2	3	18	11	39%	28	43 (1)	86%	26% (26%)
Mareca penelope	Eurasian Wigeon	Western Siberia/SW Asia & NE Africa	3	0	0	3	4	0	1	1	4	1	0	1	1	25%	4	5	75%	20%
Anas capensis	Cape Teal	Southern Africa (N to Angola & Zambia)	0	2	0	2	0	2	0	2	0	2	0	2	0	0%	2	4	100%	0%
Anas acuta	Northern Pintail	North-west Europe	11 (1)	2	1	6	8 (1)	0	4	8	11 (1)	0	0	9	8	57%	14	20 (1)	79%	40% (37%)
Anas acuta	Northern Pintail	Western Siberia/SW Asia & Eastern Africa	13 (1)	4	2	10	13 (1)	0	6	10	12 (1)	3	2	12	8	40%	20	29 (1)	80%	28% (25%)
Anas crecca crecca	Common Teal	Western Siberia/SW Asia & NE Africa	6	0	3	2	5	0	3	3	5	2	1	3	3	33%	9	11	89%	27%
Podiceps grisegena grisegena	Red-necked Grebe	North-west Europe (win)	12 (1)	0	1	4	11 (1)	0	0	6	10 (1)	0	0	7	10	77%	13	17 (1)	77%	59% (56%)
Podiceps grisegena grisegena	Red-necked Grebe	Black Sea & Mediterranean (win)	14 (1)	0	1	4	13 (1)	0	0	6	14 (1)	0	0	5	13	87%	15	19 (1)	87%	68% (67%)
Phoenicopterus roseus	Greater Flamingo	Southern Africa (to Madagascar)	2	1	0	4	2	1	0	4	2	1	0	4	2	67%	3	7	100%	29%

Scientific name	Common name	Population (range)	Take during various stages of reproduction, rearing & return to breeding grounds				Limits				Use/trade				No. of Parties confirming regulation for all three actions	% of responding Range States confirming full regulation	Total no. of Range States respon-ding	Total no. of Range States	% of responding Range States providing a full answer	% of all Range States confirming full regulation
			Fully	Partially	No	No answer	Fully	Partially	No	No answer	Fully	Partially	No	No answer						
Phoenicopterus roseus	Greater Flamingo	West Mediterranean	8	0	0	4	7	0	1	4	8	0	0	4	7	88%	8	12	100%	58%
Phoenicopterus roseus	Greater Flamingo	East Mediterranean	5	0	1	3	4	0	1	4	4	0	1	4	4	67%	6	9	83%	44%
Phoenicopterus roseus	Greater Flamingo	South-west & South Asia	6	0	1	4	5	0	1	5	4	1	1	5	4	57%	7	11	86%	36%
Phaethon rubricauda rubricauda	Red-tailed Tropicbird	Indian Ocean	2	1	0	3	2	1	0	3	2	1	0	3	2	67%	3	6	75%	33%
Phaethon lepturus lepturus	White-tailed Tropicbird	W Indian Ocean	2	1	0	7	3	1	0	6	3	1	0	6	2	50%	4	10	60%	20%
Amaurornis flavirostris	Black Crake	Sub-Saharan Africa	1	0	0	2	0	0	1	2	1	0	0	2	0	0%	1	3	100%	0%
Zapornia parva	Little Crake	Western Eurasia/Africa	28 (1)	0	2	15	25 (1)	0	2	18	25 (1)	1	1	18	22	76%	29	44 (1)	86%	50% (49%)
Porphyrio alleni	Allen's Gallinule	Sub-Saharan Africa	8	2	0	19	5	2	2	20	7	2	0	20	4	40%	10	29	73%	14%
Fulica atra atra	Common Coot	North-west Europe (win)	14	5 (1)	0	6	10 (1)	2	5	8	16 (1)	1	0	8	7	37%	19	25 (1)	84%	28% (29%)
Anthropoides virgo	Demoiselle Crane	Kalmykia/North-east Africa	5	0	0	2	5	0	0	2	5	0	0	2	5	100%	5	7	100%	71%
Gavia arctica arctica	Arctic Loon	Northern Europe & Western Siberia/Europe	23 (1)	0	1	9	21 (1)	0	0	12	21 (1)	0	0	12	20	83%	24	33 (1)	83%	61% (59%)
Ciconia nigra	Black Stork	Central & Eastern Europe/Sub-Saharan Africa	25 (1)	0	2	9	23 (1)	0	1	12	23 (1)	0	1	12	22	81%	27	36 (1)	85%	61% (60%)

Scientific name	Common name	Population (range)	Take during various stages of reproduction, rearing & return to breeding grounds				Limits				Use/trade				No. of Parties confirming regulation for all three actions	% of responding Range States confirming full regulation	Total no. of Range States respon-ding	Total no. of Range States	% of responding Range States providing a full answer	% of all Range States confirming full regulation
			Fully	Partially	No	No answer	Fully	Partially	No	No answer	Fully	Partially	No	No answer						
Ciconia abdimii	Abdim's Stork	Sub-Saharan Africa & SW Arabia	7	2	0	18	6	1	2	18	8	1	0	18	5	50%	10	27	64%	19%
Ciconia microscelis	African Woollyneck	Sub-Saharan Africa	7	2	0	21	6	1	2	21	8	1	0	21	5	50%	10	30	64%	17%
Ciconia ciconia ciconia	White Stork	W Europe & North-west Africa/Sub-Saharan Africa	15	0	0	19	12	0	2	20	15	0	0	19	12	80%	15	34	93%	35%
Platalea alba	African Spoonbill	Sub-Saharan Africa	7	2	0	21	7	1	2	20	8	1	0	21	6	60%	10	30	80%	20%
Plegadis falcinellus	Glossy Ibis	Sub-Saharan Africa (bre)	8	2	0	15	6	1	2	16	8	1	0	16	6	60%	10	25	80%	24%
Plegadis falcinellus	Glossy Ibis	Black Sea & Mediterranean/West Africa	22	0	2	20	17	0	3	24	21	0	1	22	17	71%	24	44	83%	39%
Plegadis falcinellus	Glossy Ibis	South-west Asia/Eastern Africa	5	0	1	4	5	0	1	4	4	1	1	4	4	67%	6	10	100%	40%
Botaurus stellaris stellaris	Eurasian Bittern	South-west Asia (win)	7	0	1	3	6	0	1	4	5	1	1	4	5	62%	8	11	88%	45%
Ixobrychus minutus minutus	Common Little Bittern	West & South-west Asia/Sub-Saharan Africa	9	2	1	12	8	1	3	12	8	2	1	13	6	46%	13	24	71%	25%
Ixobrychus minutus payesii	Common Little Bittern	Sub-Saharan Africa	6	2	0	23	5	1	2	23	6	1	0	24	3	33%	9	31	45%	10%
Ixobrychus sturmii	Dwarf Bittern	Sub-Saharan Africa	7	2	0	20	6	1	2	20	7	2	0	20	4	40%	10	29	64%	14%

Scientific name	Common name	Population (range)	Take during various stages of reproduction, rearing & return to breeding grounds				Limits				Use/trade				No. of Parties confirming regulation for all three actions	% of responding Range States confirming full regulation	Total no. of Range States respon-ding	Total no. of Range States	% of responding Range States providing a full answer	% of all Range States confirming full regulation
			Fully	Partially	No	No answer	Fully	Partially	No	No answer	Fully	Partially	No	No answer						
Nycticorax nycticorax nycticorax	Black-crowned Night-heron	Western Asia/SW Asia & NE Africa	8	1	1	4	8	0	2	4	7	1	1	5	6	55%	11	14	73%	43%
Ardeola ralloides ralloides	Squacco Heron	West & South-west Asia/Sub-Saharan Africa	8	1	0	3	7	0	1	4	7	1	0	4	6	67%	9	12	78%	50%
Ardeola rufiventris	Rufous-bellied Heron	Central, Eastern & Southern Africa	4	2	0	5	3	1	1	6	4	1	0	6	3	50%	6	11	57%	27%
Bubulcus ibis ibis	Cattle Egret	East Mediterranean & South-west Asia	7	0	1	4	6	0	1	5	6	0	1	5	6	75%	8	12	88%	50%
Bubulcus ibis ibis	Cattle Egret	Southern Africa	5	2	0	8	5	1	1	8	6	1	0	8	5	62%	8	15	75%	33%
Ardea cinerea cinerea	Grey Heron	West & South-west Asia (bre)	7	0	1	3	6	0	1	4	6	1	1	3	5	56%	9	11	78%	45%
Ardea purpurea purpurea	Purple Heron	West Europe & West Mediterranean/West Africa	13	0	1	16	10	0	2	18	13	0	0	17	10	71%	14	30	86%	33%
Ardea purpurea purpurea	Purple Heron	East Europe, Black Sea & Mediterranean/Sub-Saharan Africa	19 (1)	0	2	14	15 (1)	0	2	18	18 (1)	0	1	16	15	71%	21	35 (1)	81%	43% (41%)
Ardea alba alba	Great White Egret	W, C & SE Europe/Black Sea & Mediterranean	23	0	3 (1)	11	21 (1)	0	2	14	23 (1)	0	1	13	20	77%	26	37 (1)	88%	54% (56%)
Ardea alba alba	Great White Egret	Western Asia/South-west Asia	4	0	0	1	4	0	0	1	3	1	0	1	3	75%	4	5	100%	60%

Scientific name	Common name	Population (range)	Take during various stages of reproduction, rearing & return to breeding grounds				Limits				Use/trade				No. of Parties confirming regulation for all three actions	% of responding Range States confirming full regulation	Total no. of Range States respon-ding	Total no. of Range States	% of responding Range States providing a full answer	% of all Range States confirming full regulation
			Fully	Partially	No	No answer	Fully	Partially	No	No answer	Fully	Partially	No	No answer						
Ardea brachyrhyncha	Yellow-billed Egret	Sub-Saharan Africa	7	2	0	16	6	1	1	17	8	1	0	16	6	60%	10	25	70%	24%
Egretta ardesiaca	Black Heron	Sub-Saharan Africa	8	1	0	16	6	1	1	17	9	1	0	15	6	60%	10	25	80%	24%
Egretta garzetta garzetta	Little Egret	Central & E Europe, Black Sea, E Mediterranean	18	0	2	14	14	0	2	18	17	0	1	16	14	70%	20	34	80%	41%
Egretta garzetta garzetta	Little Egret	Western Asia/SW Asia, NE & Eastern Africa	6	0	1	6	7	0	1	5	6	1	1	5	4	50%	8	12	75%	33%
Pelecanus rufescens	Pink-backed Pelican	Tropical Africa & SW Arabia	9	1	0	21	8	1	2	20	10	1	0	20	7	58%	12	31	67%	23%
Pelecanus onocrotalus	Great White Pelican	Southern Africa	4	0	0	4	3	1	0	4	3	1	0	4	3	75%	4	8	100%	38%
Pelecanus onocrotalus	Great White Pelican	West Africa	3	0	0	13	1	0	1	14	3	0	0	13	1	33%	3	16	67%	6%
Pelecanus onocrotalus	Great White Pelican	Eastern Africa	3	1	0	7	4	0	1	6	4	0	0	7	3	60%	5	11	50%	27%
Microcarbo pygmaeus	Pygmy Cormorant	Black Sea & Mediterranean	3	0	1	4	12	0	1	5	12	0	1	5	12	86%	14	18	93%	67%
Microcarbo pygmaeus	Pygmy Cormorant	South-west Asia	1	0	0	1	2	0	0	0	1	1	0	0	0	0%	1	1	100%	0%
Phalacrocorax carbo lucidus	Great Cormorant, White-breasted Cormorant	Coastal West Africa	1	0	0	4	1	0	0	4	0	1	0	4	0	0%	1	5	100%	0%
Burhinus senegalensis	Senegal Thick-knee	West Africa	3	0	0	12	1	0	1	13	2	1	0	12	0	0%	3	15	67%	0%

Scientific name	Common name	Population (range)	Take during various stages of reproduction, rearing & return to breeding grounds				Limits				Use/trade				No. of Parties confirming regulation for all three actions	% of responding Range States confirming full regulation	Total no. of Range States respon-ding	Total no. of Range States	% of responding Range States providing a full answer	% of all Range States confirming full regulation
			Fully	Partially	No	No answer	Fully	Partially	No	No answer	Fully	Partially	No	No answer						
Pluvianus aegyptius	Egyptian Plover	West Africa	3	0	0	12	1	0	1	13	2	1	0	12	0	0%	3	15	67%	0%
Recurvirostra avosetta	Pied Avocet	Eastern Africa	4	0	0	3	5	0	0	2	5	0	0	2	4	80%	5	7	80%	57%
Recurvirostra avosetta	Pied Avocet	South-east Europe, Black Sea & Turkey (bre)	22	0	2	17	18	0	2	21	20	0	1	20	17	71%	24	41	79%	41%
Recurvirostra avosetta	Pied Avocet	Western Europe & North-west Africa (bre)	13	0	1	7	12	0	1	8	12	0	0	9	11	79%	14	21	86%	52%
Himantopus himantopus himantopus	Black-winged Stilt	Central Europe & E Mediterranean/N-Central Africa	17 (1)	0	2	12	15 (1)	0	1	15	15 (1)	0	1	15	15	79%	19	31 (1)	84%	48% (47%)
Himantopus himantopus himantopus	Black-winged Stilt	W, C & SW Asia/SW Asia & NE Africa	6	0	1	4	6	0	1	4	5	1	1	4	4	50%	8	11	75%	36%
Pluvialis squatarola squatarola	Grey Plover	C & E Siberia/SW Asia, Eastern & Southern Africa	18 (1)	3	2	17	18 (1)	1	2	19	20 (1)	1	1	18	16	67%	24	40 (1)	83%	40% (38%)
Pluvialis apricaria apricaria	Eurasian Golden Plover	Britain, Ireland, Denmark, Germany & Baltic (bre)	10 (1)	1	0	5	9 (1)	0	2	5	10 (1)	0	0	6	8	73%	11	16 (1)	91%	50% (47%)
Pluvialis apricaria altifrons	Eurasian Golden Plover	Northern Siberia/Caspian & Asia Minor	6	0	1	1	6	0	1	1	5	1	1	1	5	71%	7	8	100%	62%

Scientific name	Common name	Population (range)	Take during various stages of reproduction, rearing & return to breeding grounds				Limits				Use/trade				No. of Parties confirming regulation for all three actions	% of responding Range States confirming full regulation	Total no. of Range States respon-ding	Total no. of Range States	% of responding Range States providing a full answer	% of all Range States confirming full regulation
			Fully	Partially	No	No answer	Fully	Partially	No	No answer	Fully	Partially	No	No answer						
Pluvialis fulva	Pacific Golden Plover	North-central Siberia/South & SW Asia, NE Africa	2	0	0	5	3	0	0	4	3	0	0	4	2	67%	3	7	50%	29%
Eudromias morinellus	Eurasian Dotterel	Asia/Middle East	6	1	1	3	6	0	1	4	6	0	1	4	5	62%	8	11	88%	45%
Charadrius hiaticula hiaticula	Common Ringed Plover	Northern Europe/Europe & North Africa	18 (1)	0	1	5	16 (1)	0	1	7	17 (1)	0	0	7	15	79%	19	24 (1)	84%	62% (58%)
Charadrius pecuarius	Kittlitz's Plover	West Africa	3	0	0	12	1	0	1	13	2	0	0	13	0	0%	3	15	33%	0%
Charadrius tricollaris	African Three-banded Plover	Southern & Eastern Africa	4	2	0	8	5	1	1	7	5	1	0	8	4	57%	7	14	62%	29%
Charadrius alexandrinus alexandrinus	Kentish Plover	West Europe & West Mediterranean/West Africa	21	0	1	17	17	0	2	20	19	0	0	20	16	73%	22	39	82%	41%
Charadrius alexandrinus alexandrinus	Kentish Plover	SW & Central Asia/SW Asia & NE Africa	5	0	1	3	5	0	1	3	4	1	1	3	3	43%	7	9	71%	33%
Charadrius leschenaultii leschenaultii	Greater Sandplover	Central Asia/Eastern & Southern Africa	3	1	0	4	4	1	0	3	4	1	0	3	3	60%	5	8	80%	38%
Charadrius leschenaultii scythicus	Greater Sandplover	Caspian & SW Asia/Arabia & NE Africa	3	0	1	3	2	0	1	4	1	1	1	4	1	25%	4	7	75%	14%
Vanellus spinosus	Spur-winged Lapwing	Black Sea & Mediterranean (bre)	4	0	1	2	3	0	1	3	3	0	1	3	3	60%	5	7	80%	43%

Scientific name	Common name	Population (range)	Take during various stages of reproduction, rearing & return to breeding grounds				Limits				Use/trade				No. of Parties confirming regulation for all three actions	% of responding Range States confirming full regulation	Total no. of Range States respon-ding	Total no. of Range States	% of responding Range States providing a full answer	% of all Range States confirming full regulation
			Fully	Partially	No	No answer	Fully	Partially	No	No answer	Fully	Partially	No	No answer						
Vanellus albiceps	White-headed Lapwing	West & Central Africa	3	1	0	16	1	0	2	17	2	0	0	18	0	0%	4	20	25%	0%
Vanellus lugubris	Senegal Lapwing	Central & Eastern Africa	3	1	0	7	4	1	1	5	4	1	0	6	3	50%	6	11	50%	27%
Vanellus coronatus coronatus	Crowned Lapwing	Eastern & Southern Africa	4	1	0	5	5	1	0	4	5	1	0	4	4	67%	6	10	71%	40%
Vanellus coronatus coronatus	Crowned Lapwing	South-west Africa	0	0	0	3	0	1	0	2	0	1	0	2	0	0%	1	3	NA%	0%
Vanellus senegallus senegallus	Wattled Lapwing	West Africa	5	0	0	14	4	0	1	14	5	0	0	14	2	33%	6	19	50%	11%
Vanellus leucurus	White-tailed Lapwing	Central & SW Asia/NE Africa, SW & S Asia	4	0	1	2	3	0	1	3	2	1	1	3	2	40%	5	7	80%	29%
Arenaria interpres interpres	Ruddy Turnstone	West & Central Siberia/SW Asia, E & S Africa	14	1	0	17	14	1	0	17	13	2	0	17	12	75%	16	32	78%	38%
Calidris pugnax	Ruff	Northern Europe & Western Siberia/West Africa	30 (1)	1	2	23	25 (1)	1	4	26	29 (1)	0	1	26	23	70%	33	56 (1)	85%	41% (40%)
Calidris falcinellus falcinellus	Broad-billed Sandpiper	Northern Europe/SW Asia & Africa	23 (1)	0	1	12	22 (1)	0	0	14	21 (1)	1	0	14	19	76%	25	36 (1)	80%	53% (51%)
Calidris alpina schinzii	Dunlin	Britain & Ireland/SW Europe & NW Africa	6	0	0	2	5	0	1	2	6	0	0	2	5	83%	6	8	100%	62%

Scientific name	Common name	Population (range)	Take during various stages of reproduction, rearing & return to breeding grounds				Limits				Use/trade				No. of Parties confirming regulation for all three actions	% of responding Range States confirming full regulation	Total no. of Range States respon-ding	Total no. of Range States	% of responding Range States providing a full answer	% of all Range States confirming full regulation
			Fully	Partially	No	No answer	Fully	Partially	No	No answer	Fully	Partially	No	No answer						
Calidris maritima	Purple Sandpiper	N Europe & W Siberia (breeding)	10	0	0	3	8	0	1	4	9	0	0	4	7	70%	10	13	80%	54%
Calidris minuta	Little Stint	N Europe/S Europe, North & West Africa	32 (1)	1	2	27	27 (1)	0	3	32	28 (1)	0	1	33	23	66%	35	62 (1)	77%	37% (36%)
Gallinago gallinago gallinago	Common Snipe	Europe/South & West Europe & NW Africa	24 (1)	5	2	20	20 (1)	2	6	23	25 (1)	2	1	23	15	48%	31	51 (1)	84%	29% (28%)
Phalaropus fulicarius	Red Phalarope	Canada & Greenland/Atlantic coast of Africa	6	1	0	4	4	1	1	5	5	1	0	5	4	57%	7	11	86%	36%
Actitis hypoleucos	Common Sandpiper	West & Central Europe/West Africa	25 (1)	3	1	22	22 (1)	1	3	25	26 (1)	0	0	25	19	66%	29	51 (1)	83%	37% (36%)
Tringa ochropus	Green Sandpiper	Western Siberia/SW Asia, NE & Eastern Africa	10	2	1	12	10	1	2	12	9	2	1	13	8	57%	14	25	79%	32%
Tringa erythropus	Spotted Redshank	Western Siberia/SW Asia, NE & Eastern Africa	11	2	1	8	12	0	2	8	11	2	1	8	9	60%	15	22	87%	41%
Tringa totanus totanus	Common Redshank	Central & East Europe (breeding)	25	3	2	19	23	1	3	22	25	0	1	23	20	67%	30	49	83%	41%
Tringa totanus totanus	Common Redshank	Northern Europe (breeding)	11	1	0	7	10	0	2	7	10	0	0	9	8	67%	12	19	83%	42%
Tringa stagnatilis	Marsh Sandpiper	Eastern Europe/West & Central Africa	21 (1)	2	1	18	18 (1)	1	2	21	21 (1)	0	0	21	16	67%	24	42 (1)	79%	38% (37%)

Scientific name	Common name	Population (range)	Take during various stages of reproduction, rearing & return to breeding grounds				Limits				Use/trade				No. of Parties confirming regulation for all three actions	% of responding Range States confirming full regulation	Total no. of Range States respon-ding	Total no. of Range States	% of responding Range States providing a full answer	% of all Range States confirming full regulation
			Fully	Partially	No	No answer	Fully	Partially	No	No answer	Fully	Partially	No	No answer						
Tringa stagnatilis	Marsh Sandpiper	Western Asia/SW Asia, Eastern & Southern Africa	14	2	1	18	13	1	2	19	13	3	1	18	12	67%	18	35	80%	34%
Dromas ardeola	Crab-plover	North-west Indian Ocean, Red Sea & Gulf	3	1	0	6	3	1	0	6	4	1	0	5	3	60%	5	10	67%	30%
Glareola pratincola pratincola	Collared Pratincole	SW Asia/SW Asia & NE Africa	5	0	1	2	4	0	1	3	4	1	1	2	3	43%	7	8	71%	38%
Glareola pratincola pratincola	Collared Pratincole	Western Europe & NW Africa/West Africa	11	0	0	14	8	0	2	15	10	0	0	15	7	64%	11	25	82%	28%
Glareola nuchalis nuchalis	Rock Pratincole	Eastern & Central Africa	4	0	0	7	4	0	0	7	5	0	0	6	4	80%	5	11	67%	36%
Hydrocoloeus minutus	Little Gull	Central & E Europe/SW Europe & W Mediterranean	24 (1)	0	1	10	22 (1)	0	1	12	23 (1)	0	0	12	21	84%	25	35 (1)	88%	60% (59%)
Larus genei	Slender-billed Gull	West Africa (bre)	1	0	0	4	1	0	0	4	1	0	0	4	1	100%	1	5	100%	20%
Larus genei	Slender-billed Gull	Black Sea & Mediterranean (bre)	14	0	1	6	13	0	1	7	13	0	1	7	13	87%	15	21	93%	62%
Larus ridibundus	Black-headed Gull	W Europe/W Europe, W Mediterranean, West Africa	25 (1)	2 (1)	1	19	20 (1)	0	4 (1)	23	24 (1)	0	0	23 (1)	20	71%	28	47 (2)	79%	43% (42%)
Larus hartlaubii	Hartlaub's Gull	Coastal South-west Africa	0	1	0	0	0	1	0	0	0	1	0	0	0	0%	1	1	100%	0%

Scientific name	Common name	Population (range)	Take during various stages of reproduction, rearing & return to breeding grounds				Limits				Use/trade				No. of Parties confirming regulation for all three actions	% of responding Range States confirming full regulation	Total no. of Range States respon-ding	Total no. of Range States	% of responding Range States providing a full answer	% of all Range States confirming full regulation
			Fully	Partially	No	No answer	Fully	Partially	No	No answer	Fully	Partially	No	No answer						
Larus cirrocephalus poiocephalus	Grey-headed Gull	West Africa	2	0	0	13	1	0	1	13	2	0	0	13	1	50%	2	15	100%	7%
Larus melanocephalus	Mediterranean Gull	W Europe, Mediterranean & NW Africa	23 (1)	0	2	12	21 (1)	0	2	14	23 (1)	0	1	13	21	84%	25	37 (1)	92%	57% (56%)
Larus hemprichii	Sooty Gull	Red Sea, Gulf, Arabia & Eastern Africa	2	0	0	3	2	0	0	3	3	0	0	2	2	67%	3	5	67%	40%
Larus dominicanus vetula	Kelp Gull	Coastal Southern Africa	0	1	0	1	0	1	0	1	0	1	0	1	0	0%	1	2	100%	0%
Larus argentatus argentatus	European Herring Gull	North & North-west Europe	11 (1)	1	1	5	9 (1)	1	1	7	11 (1)	0	0	7	9	69%	13	18 (1)	77%	50% (47%)
Larus argentatus argenteus	European Herring Gull	Iceland & Western Europe	6	0	1 (1)	4	5	0	2 (1)	4	6	0	0	5	5	71%	7	11 (1)	86%	45% (50%)
Onychoprion fuscatus nubilosa	Sooty Tern	Red Sea, Gulf of Aden, E to Pacific	2	1	0	4	2	1	0	4	2	1	0	4	1	25%	4	7	40%	14%
Gelochelidon nilotica nilotica	Common Gull-billed Tern	Western Europe/West Africa	11	0	0	16	8	0	2	17	11	0	0	16	8	73%	11	27	91%	30%
Hydroprogne caspia	Caspian Tern	Baltic (bre)	26 (1)	0	1	22	22 (1)	0	2	25	25 (1)	0	0	24	20	74%	27	48 (1)	81%	42% (40%)
Hydroprogne caspia	Caspian Tern	West Africa (bre)	3	0	0	11	1	0	1	12	3	0	0	11	1	33%	3	14	67%	7%
Chlidonias hybrida hybrida	Whiskered Tern	Western Europe & North-west Africa (bre)	11	0	1	18	8	0	2	20	10	0	0	20	7	58%	12	30	75%	23%

Scientific name	Common name	Population (range)	Take during various stages of reproduction, rearing & return to breeding grounds				Limits				Use/trade				No. of Parties confirming regulation for all three actions	% of responding Range States confirming full regulation	Total no. of Range States respon-ding	Total no. of Range States	% of responding Range States providing a full answer	% of all Range States confirming full regulation
			Fully	Partially	No	No answer	Fully	Partially	No	No answer	Fully	Partially	No	No answer						
Chlidonias hybrida hybrida	Whiskered Tern	Caspian (bre)	4	0	1	2	3	0	1	3	3	1	1	2	2	33%	6	7	67%	29%
Chlidonias niger niger	Black Tern	Europe & Western Asia/Atlantic coast of Africa	30 (1)	2	2	22	26 (1)	1	3	26	28 (1)	2	1	25	23	66%	35	56 (1)	77%	41% (40%)
Thalasseus sandvicensis sandvicensis	Sandwich Tern	Black Sea & Mediterranean (bre)	15	0	1	7	13	0	2	8	13	0	1	9	12	75%	16	23	88%	52%
Thalasseus maximus albidorsalis	Royal Tern	West Africa (bre)	4	0	0	10	2	0	1	11	4	0	0	10	2	50%	4	14	75%	14%
Catharacta skua	Great Skua	N Europe/N Atlantic	10	0	0	5	8	0	1	6	9	0	0	6	8	80%	10	15	82%	53%
Uria lomvia lomvia	Thick-billed Murre	E North America, Greenland, E to Severnaya Zemlya	1	0	0	0	1	0	0	0	1	0	0	0	1	100%	1	1	100%	100%
Uria aalge aalge	Common Murre	Iceland, Faeroes, Scotland, S Norway, Baltic	7	1 (1)	0	3	6	0	1 (1)	4	5	0	0	6 (1)	5	62%	8	11 (1)	62%	45% (50%)

Annex Table A5. Number of Table 1, Column B populations per country as reported by Parties which are subject to the following regulatory measures: regulation of take during various stages of reproduction, rearing and return to breeding grounds, limits on taking, prohibition of use/take in contravention of modes of take (Q5). In brackets, number of populations for which a reservation is in place, and adjusted percentages when populations with reservations are excluded. (Key: Dark green: 100% confirmed as fully protected; Pale green: 76-99%; blue: 51-75%; yellow 26-75%; orange: 1- 25%; red: 0% protected. Grey: no complete answer provided.)

Party	Take during various stages of reproduction, rearing and return to breeding grounds				Limits				Use/trade				No. of pops. with confirmed full regulation ('Yes, fully' for each activity)	Total relevant pops.	Total pops. fully reported on	% pops. with confirmed full regulation (based on no. of pops. reported on)	% pops. with confirmed full regulation (based on no. of pops. for which Party is a Range State)
	Yes, fully	Yes, partially	No	No answer	Yes, fully	Yes, partially	No	No answer	Yes, fully	Yes, partially	No	No answer					
Albania	33				33				33				33	33	33	100%	100%
Algeria	36				36				36				36	36	36	100%	100%
Belarus	28 (28)	2 (2)	5 (5)		35 (35)				35 (35)				28	35 (35)	35	80%	80% (100%)
Belgium	38				37	1			38				37	38	38	97%	97%
Botswana	8	2	4	13	8	2	2	15	8	2	2	15	8	27	12	67%	30%
Bulgaria	34 (1)	3			37 (1)				32 (1)	2	3		32	37 (1)	37	86%	86% (86%)
Croatia	37				37				37				37	37	37	100%	100%
Cyprus	34 (1)				34 (1)				34 (1)				34	34 (1)	34	100%	100% (100%)
Czech Republic		2	38					40				40	0	40	0	-	0%
Denmark	39				37			2	37			2	37	39	37	100%	95%
Egypt	55				50		5		50	5			50	55	55	91%	91%
Estonia	22	11			22		11					33	0	33	0	-	0%
Ethiopia	47				39		8		47				39	47	47	83%	83%
Finland	29		1		29	1			29		1		29	30	30	97%	97%
France	42	17			42		17		58			1	41	59	58	71%	69%
Georgia	32		4		36				35			1	31	36	35	89%	86%
Ghana	38							38	38				0	38	0	-	0%
Iceland	8 (1)	5 (4)	1 (1)				6 (5)	8 (1)				14 (6)	0	14 (6)	0	-	0% (0%)
Italy	47				42	5			47				42	47	47	89%	89%
Jordan	38		3					41				41	0	41	0	-	0%
Kenya	10			40	36			14	50				8	50	8	100%	16%

Party	Take during various stages of reproduction, rearing and return to breeding grounds				Limits				Use/trade				No. of pops. with confirmed full regulation ('Yes, fully' for each activity)	Total relevant pops.	Total pops. fully reported on	% pops. with confirmed full regulation (based on no. of pops. reported on)	% pops. with confirmed full regulation (based on no. of pops. for which Party is a Range State)
	Yes, fully	Yes, partially	No	No answer	Yes, fully	Yes, partially	No	No answer	Yes, fully	Yes, partially	No	No answer					
Latvia	31				22		9		31				22	31	31	71%	71%
Lebanon	31				31				31				31	31	31	100%	100%
Malawi	31			8	30	1		8	31			8	30	39	31	97%	77%
Moldova	16	5		1	16	4		2	21			1	16	22	20	80%	73%
Morocco	33			1	33			1	32			2	32	34	32	100%	94%
Netherlands	38				38				38				38	38	38	100%	100%
Norway	30				27		1	2	30				27	30	28	96%	90%
Portugal	31			2			33		33				0	33	31	0%	0%
Romania	43 (1)				43 (1)				36 (1)	7			36	43 (1)	43	84%	84% (83%)
Rwanda		25					25			2		23	0	25	2	0%	0%
Senegal	43				43				18	9		16	18	43	27	67%	42%
Serbia	32				32				32				32	32	32	100%	100%
Slovakia	34							34	28			6	0	34	0	-	0%
Slovenia	33				33				33				33	33	33	100%	100%
South Africa	1	34		3		38				38			0	38	35	0%	0%
Spain	42				42				42				42	42	42	100%	100%
Sweden	34				30	3		1	34				30	34	33	91%	88%
Switzerland	32				25		7		32				25	32	32	78%	78%
Syria			48				48				48		0	48	48	0%	0%
Tanzania	41				41				41				41	41	41	100%	100%
Togo	41						41		41				0	41	41	0%	0%
Uganda	40				40				40				40	40	40	100%	100%
Ukraine	32	15			47				47				32	47	47	68%	68%
Uzbekistan	32				32					32			0	32	32	0%	0%

Annex Figure A6. Party responses as to whether they have prohibited all seventeen indiscriminate modes of taking (Q6). Asterisk (*) denotes Parties whose response to the primary question indicated that one or more modes had potentially been prohibited but lack further specific reporting against the listed methods.

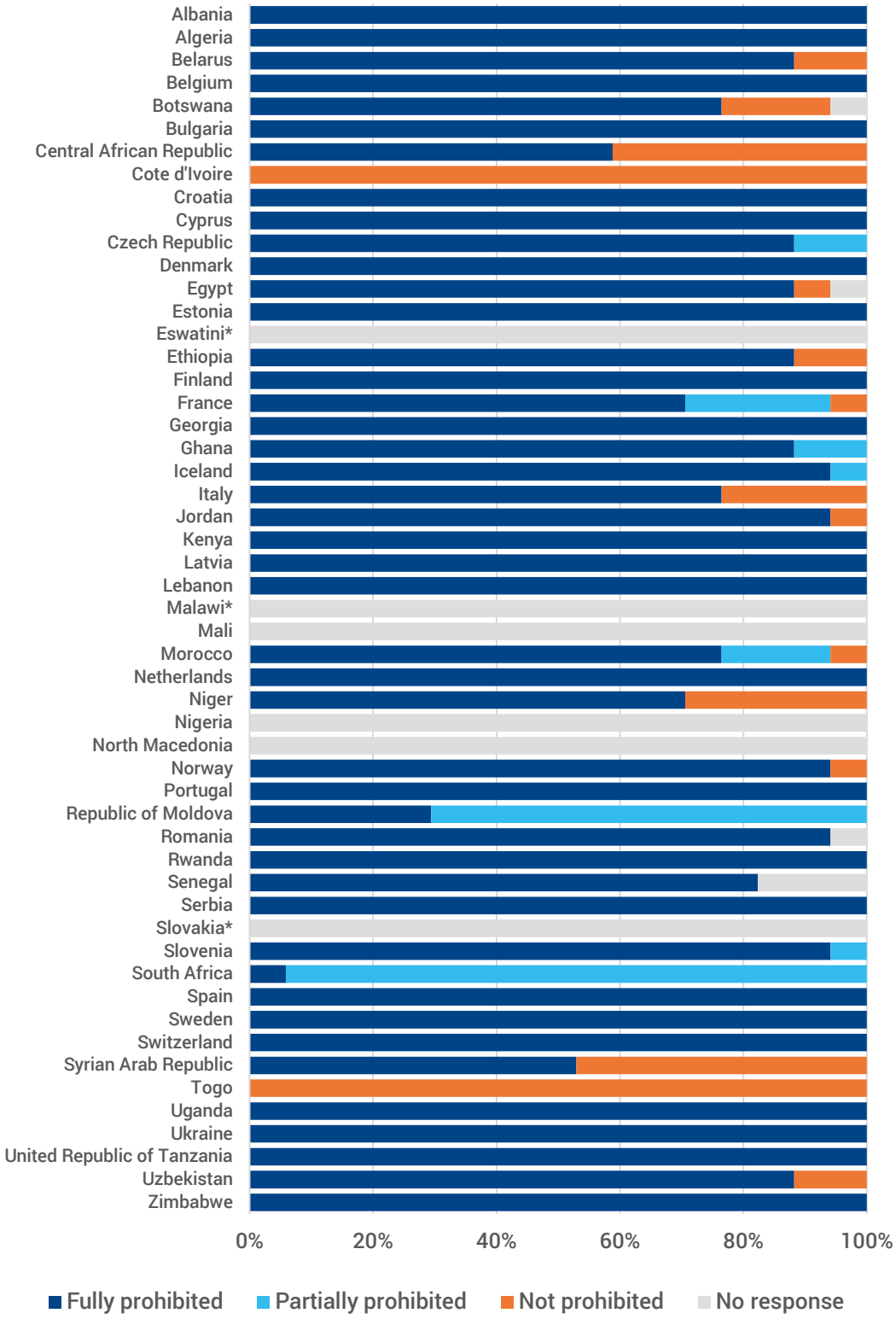

Annex Table A7. Summary of the reported exemptions to prohibitions required by paragraphs 2.1.1 and 2.1.2 of the AEWA Action Plan (Q8). Responses from Parties that fell outside the current reporting triennium have been excluded. Symbols denote exemptions granted for the following purposes: research, education, re-establishment, and the breeding necessary for these purposes (📖); in the interests of air safety, public health or public safety, or other imperative reasons of overriding public interests (⚠); to prevent serious damage to crops, water and fisheries (🌾); for the taking and keeping or other judicious use of a small number of birds, on a selective basis and to a limited extent, under strictly supervised conditions (🎯); and to enhance the propagation or survival of the population concerned (📈).

Species	Party	Purpose of exemption	Number of eggs	Number of individuals
ANATIDAE				
Cygnus olor Mute Swan	Belgium	⚠ 🌾		🌾: 40 individuals. ⚠: precautionary exemption, no numbers specified.
Cygnus cygnus Whooper Swan	Sweden	🌾		31
Branta leucopsis Barnacle Goose	Belgium	🌾 📖	68	914
	Sweden	⚠ 🌾, for the protection of flora and fauna	⚠: 466 ⚠: 420	⚠: 1570 🌾: 2066 flora and fauna: 20
Hybrids between *Branta leucopsis* Barnacle Goose and *Anser erythropus* Lesser White-fronted Goose	Sweden	for the protection of flora and fauna		10
Branta canadensis Canada Goose	Sweden	⚠ 🌾		55
Anser anser Greylag Goose	Italy	🌾	0	100
	Sweden	⚠ 🌾		⚠: 2 🌾: 425
Branta canadensis Canada Goose and *Anser anser* Greylag Goose	Sweden	🌾		461
Anser fabalis Bean Goose	Sweden	🌾		7
Anser erythropus Lesser White-fronted Goose	Sweden	for the protection of flora and fauna		
Bucephala clangula Goldeneye	Sweden	⚠ 🌾		⚠: 12 ⚠/🌾: 5
Mergus merganser Goosander	Sweden	⚠ 🌾		11

Species	Party	Purpose of exemption	Number of eggs	Number of individuals
Tadorna tadorna Common Shelduck	Belgium	🎯	0	2
Mareca strepera Gadwall	Italy	📖	0	150
Anas platyrhynchos Mallard	Belgium	⚠️ 📖		36
	Italy	📖	0	138
	Sweden	⚠️ 🌾		🌾: 15, ⚠️: no number given
Anas acuta Northern Pintail	Italy	📖	0	124
Anas crecca Common Teal	Italy	📖	0	50
	Sweden	⚠️		
RALLIDAE				
Rallus aquaticus Western Water Rail	Belgium	📖		1 stuffed animal; no number given for banding permit
Crex crex Corncrake	Italy	📖	0	25
	Sweden	🌾		
Gallinula chloropus Common Moorhen	Belgium	📖		1 stuffed animal
Fulica atra Common Coot	Italy	📖	0	80
GRUIDAE				
Grus grus Common Crane	Sweden	🌾		116
CICONIIDAE				
Ciconia ciconia White Stork	Belgium	📖 📈		1 individual - also a number of nests involved
	Italy	📖	0	40
	Sweden	📖 ⚠️		📖: 60; ⚠️: no number given
THRESKIORNITHIDAE				
Platalea leucorodia Eurasian Spoonbill	Belgium	📖		7
	Italy	📖	0	200
Plegadis falcinellus Glossy Ibis	Italy	📖	0	30
ARDEIDAE				
Nycticorax nycticorax Black-crowned Night-heron	Belgium	📖		3

Species	Party	Purpose of exemption	Number of eggs	Number of individuals
Ardea cinerea Grey Heron	Belgium			70
	Sweden			9
Ardea purpurea Purple Heron	Belgium			4
	Italy		0	30
Egretta garzetta Little Egret	Belgium			6
PHALACROCORACIDAE				
Phalacrocorax carbo Great Cormorant	Belgium			772
	Italy		0	9894
	Sweden	, for the protection of fauna and flora		: 244 : 12261 flora and fauna: 114
HAEMATOPODIDAE				
Haematopus ostralegus Eurasian Oystercatcher	Italy		10	50
RECURVIROSTRIDAE				
Recurvirostra avosetta Pied Avocet	Belgium			17
	Italy		10	50
Himantopus himantopus Black-winged Stilt	Belgium			2
CHARADRIIDAE				
Eudromias morinellus Eurasian Dotterel	Italy		0	80
Charadrius hiaticula Common Ringed Plover	Italy		0	60
Charadrius alexandrinus Kentish Plover	Italy		0	12
Vanellus vanellus Northern Lapwing	Belgium			: precautionary exemption 1 stuffed animal
	Sweden			
SCOLOPACIDAE				
Numenius arquata Eurasian Curlew	Sweden			
Calidris pugnax Ruff	Belgium			13
Calidris ferruginea Curlew Sandpiper	Italy		0	45

Species	Party	Purpose of exemption	Number of eggs	Number of individuals
Calidris alpina Dunlin	Italy	📖	0	60
Scolopax rusticola Eurasian Woodcock	Belgium	📖		4
	Italy	📖	0	211
Gallinago gallinago Common Snipe	Belgium	📖		1
	Italy	📖	0	90
Gallinago media Great Snipe	Sweden	📖, for the protection of flora and fauna		
Tringa totanus Common Redshank	Belgium	📖		4
Tringa glareola Wood Sandpiper	Italy	📖	0	60
LARIDAE				
Larus genei Slender-billed Gull	Italy	📖	10	50
Larus ridibundus Black-headed Gull	Belgium	⚠		Precautionary permit - no number stated. (Around 400 killed yearly at airports).
	Sweden	⚠		
Larus melanocephalus Mediterranean Gull	Belgium	📖		
	Italy	📖	10	50
Larus audouinii Audouin's Gull	Croatia	📖	-	29
Larus canus Mew Gull	Belgium	📖		1
	Sweden	⚠ 🌾, for the protection of fauna and flora		⚠: 20, 🌾: 113
Larus fuscus Lesser Black-backed Gull	Belgium	⚠	1300	
	Sweden	⚠		5
Larus argentatus European Herring Gull	Belgium	⚠ 📖	1350	⚠: precautionary exemptions at airports without fixed number.
	Sweden	⚠ 🌾, for the protection of fauna and flora	🌾: 15	flora and fauna: 24
Larus michahellis Yellow-legged Gull	Italy	⚠ 📖	1390	535

Species	Party	Purpose of exemption	Number of eggs	Number of individuals
Larus cachinnans Caspian Gull	Bulgaria	⚠		1 nest
Larus marinus Great Black-backed Gull	Sweden	⚠ 🌾		
Gelochelidon nilotica Common Gull-billed Tern	Italy	☐	10	85
Sterna hirundo Common Tern	Belgium	☐	20	
	Italy	☐	0	30
	Sweden	⚠	101	
Sterna paradisaea Arctic Tern	Sweden	⚠		
Thalasseus sandvicensis Sandwich Tern	Italy	☐	10	50

Annex Table A8. Number of National Action or Management Plans, as reported by Parties (Q11). Symbol (^) denotes where the status of one or more plans was not reported but free text details were provided.

			Status of implementation of National Action or Management Plan(s)				
Party	**Total no. plans (Action Plan / Management Plan)**	**Total no. of plans reported on**	**In place and being implemented**	**In place, but not being implemented properly or at all**	**In development**	**No plan, but actions implemented**	**No plan and no action implemented**
Albania	6 / 0	6	1	-	-	5	-
Algeria	7 / 0	1	-	-	-	-	1
Belarus	6 / 0	6	1	-	2	1	2
Belgium	8 / 3	9	2 / 0	1 / 0	-	3 / 3	-
Botswana	6 / 0	0	-	-	-	-	-
Bulgaria	10 / 0	10	5	-	1	1	3
CAR	3 / 0	3	-	-	-	-	3
Côte d'Ivoire	2 / 0	2	-	-	-	-	2
Croatia	5 / 0	5	-	-	-	3	2
Cyprus	5 / 0	0	-	-	-	-	-
Czech Republic	5 / 0	5	-	-	-	1	4
Denmark	10 / 3	11^	-	-	-	6 / 3	-
Egypt	6 / 0	6	-	-	-	-	6
Estonia	9 / 1	10	1 / 1	1 / 0	2 / 0	5 / 0	-
Eswatini	1 / 0	0	-	-	-	-	-
Ethiopia	10 / 0	0	-	-	-	-	-
Finland	10 / 2	12	1 / 0	-	1 / 0	6 / 2	2 / 0
France	10 / 1	5	4 / 0	-	-	0 / 1	-
Georgia	5 / 0	5	-	-	-	-	5
Ghana	3 / 0	3	-	-	-	-	3
Iceland	4 / 1	5	-	-	-	-	4 / 1
Italy	7 / 0	7	-	1	-	2	4
Jordan	5 / 0	5	-	-	-	-	5
Kenya	9 / 0	9^	-	-	2	-	6
Latvia	8 / 1	9	-	-	-	-	8 / 1
Lebanon	4 / 0	4	-	-	-	-	4
Malawi	3 / 0	3	-	-	-	-	3
Mali	4 / 0	1	-	-	-	1	-
Moldova	5 / 0	3	-	-	-	3	-
Morocco	7 / 0	7	1	1	-	1	4
Netherlands	10 / 3	13	-	-	-	10 / 0	0 / 3
Niger	3 / 0	3	-	-	-	1	2
Nigeria	4 / 0	0	-	-	-	-	-
North Macedonia	4 / 0	0	-	-	-	-	-
Norway	10 / 3	13	2 / 0	-	0 / 2	6 / 1	2
Portugal	6 / 0	6	-	-	-	4	2
Romania	10 / 0	10	2	-	1	7	-
Rwanda	7 / 0	7	-	-	-	3	4
Senegal	5 / 0	4	1	-	-	2	1
Serbia	5 / 0	5	-	-	-	-	5
Slovakia	5 / 0	5	1	-	-	4	-
Slovenia	4 / 0	4	2	-	-	-	2
South Africa	9 / 0	9	1	-	-	2	6
Spain	6 / 1	7	3 / 0	-	-	1 / 1	2 / 0
Sweden	10 / 2	12	2 / 0	-	1 / 2	-	7 / 0
Switzerland	4 / 0	4	1	-	-	3	-
Syria	9 / 0	9	1	-	-	1	7
Togo	2 / 0	2	-	-	-	1	1
Uganda	8 / 0	8	-	1	1	2	4
Ukraine	11 / 0	11	-	-	-	11	-
Tanzania	8 / 0	8	1	-	-	7	-
Uzbekistan	10 / 0	10	-	1	1	5	3
Zimbabwe	7 / 0	7	1	-	-	-	6
Total	**361**	**309**	**35**	**6**	**16**	**119**	**130**

Annex A9: Update on the status of non-native waterbird species within the AEWA Area

The following provides an update on the status of introduced non-native waterbird species within the territories of AEWA Contracting Parties. It presents an overview of the past and most recent population status of such species that may pose a risk to native waterbird species in the AEWA Area, as reported by Contracting Parties.

Methodology

An update on the population sizes, trends and distribution of selected non-native species, including the 2008 and 2015 status, is presented in Table A9.1. Information in the columns 2-6 of the table was compiled based on the 2015 review[1], and the sources for this information are detailed within that report. The updated data (columns 7-11) was compiled based on information submitted by Contracting Parties in 2020 through the reporting module "Reports on the population status of AEWA-listed (native) and non-native waterbird species in the Agreement area for the period 2013-2018" (hereafter Waterbird Population Status Reports), via the CMS Family Online Reporting System (ORS). Column 12 is drawn from question 26 of the National Reports for the triennium 2018-2020, on programmes to control or eradicate non-native species of waterbirds so as to prevent negative impacts on indigenous species. Risk statuses are categorised from Very High – High – Medium – Low – Very Low; those from 2008 and 2015 are as presented in the 2015 review. These assessments are subjective, but are based on the evidence gathered as part of this review.

In total, 43 Waterbird Population Status Reports were received by the 13th March 2021, representing 54% of AEWA Contracting Parties from which such reports were due. A map detailing which Parties submitted Waterbird Population Status Reports is presented in Figure A9.1.

The species for which an update is presented in Table A9.1 are those that were assessed in the 2015 review: those species that were identified as introduced species known to breed within the AEWA Area based on the 2008 review, as well as additional species identified as potentially posing a risk to native species within the National Reports for the Triennium 2012-2014. Based on the Waterbird Population Status Reports, no additional species were identified as potentially posing a risk to native species, as assessed through a combination of an increase in long-term population trend with at least one Party reporting it as a risk.

It is important to note that the data in the submitted Waterbird Population Status Reports may be incomplete and that the absence of information in Table A9.1 does therefore not mean that non-native waterbird species are not posing any risks in these countries. Whilst 43 Contracting Parties submitted reports, not all of them provided information on the status of non-native species and some of those that did, provided incomplete information. Assessments of Risk status are also subject to these data limitations.

[1] UNEP-WCMC. 2015. *Update on the status of non-native waterbird species within the AEWA Area*. UNEP-WCMC, Cambridge.

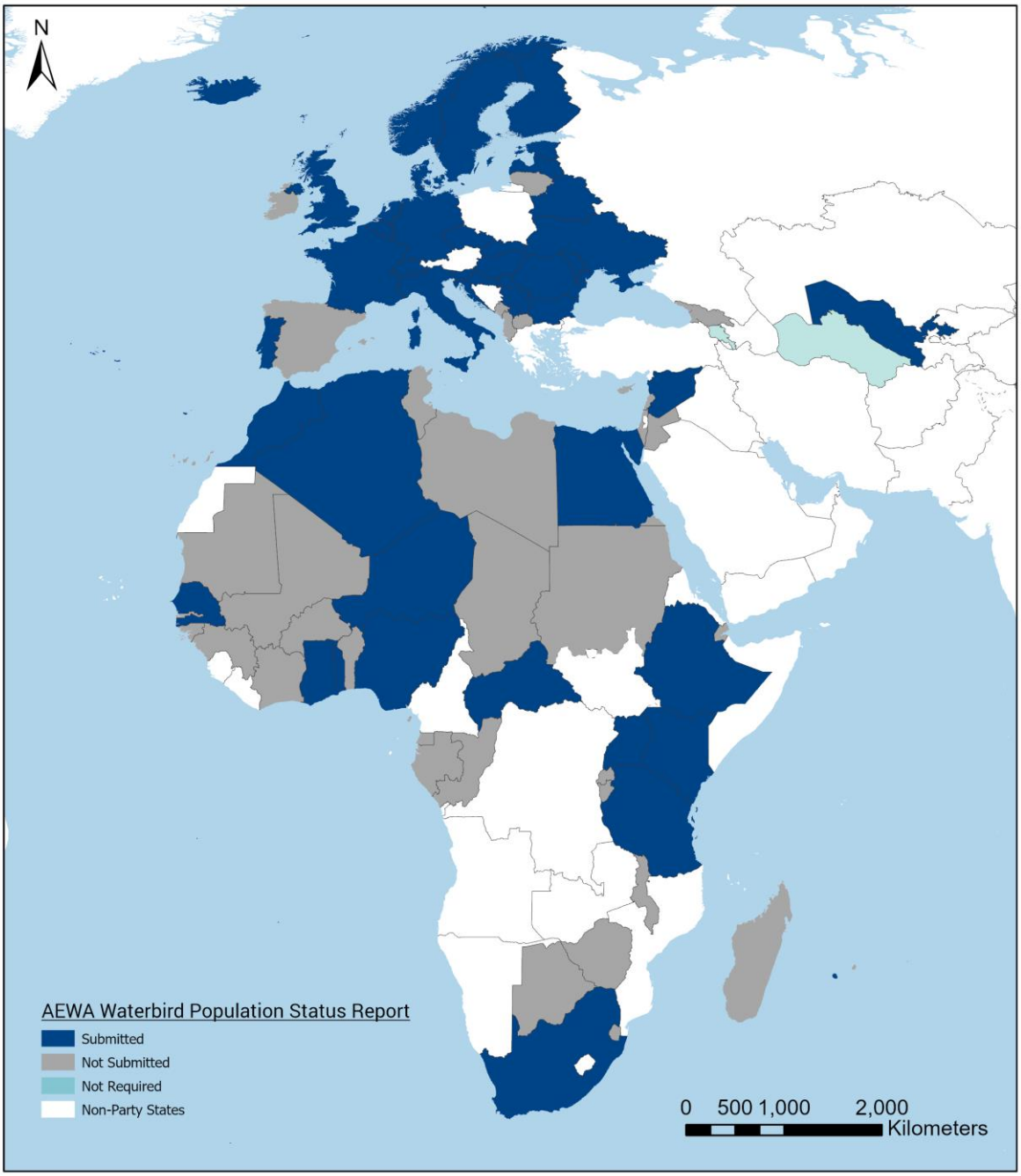

Coordinate system: Robinson, Central Meridian 12

Data sources: Base layers: United Nations Geospatial, 2020.

The designations employed and the presentation of material on this map do not imply the expression of any opinion whatsoever on the part of the Secretariat of the United Nations concerning the legal status of any country, territory, city or area or of its authorities, or concerning the delimitation of its frontiers or boundaries. Final boundary between the Republic of Sudan and the Republic of South Sudan has not yet been determined. Final status of the Abyei area is not yet determined.

Figure A9.1. Contracting Parties to AEWA that submitted a Waterbird Population Status Report in 2020.

Key to abbreviations and symbols in Table A9.1:

General	p	pairs
	i	individuals
	B	breeding
	W	non-breeding/wintering
	occasional	occasionally recorded; (e) most likely escapes from collections, (v) most likely natural vagrants, (e/v) both
	sp.	species
2015 data	[1]	species added to 2015 review based on AEWA Annual Report data submitted by Contracting Party
	[2]	both native and non-native populations likely to be present, indicated as grey, italic font for emphasis
	[3]	introduced population or escapees
	[4]	potentially vagrant species, or occurrence uncertain
	[5]	figures potentially include *Branta hutchinsii*
	[6]	possibly misreported *Phoenicopterus roseus*
Population /range trends columns	?	unknown/uncertain
	↑	increasing
	↓	decreasing
	↔	stable
	~	fluctuating
Most recent number estimates column	robust	Complete survey or a statistically robust estimate
	extrap.	Based mainly on extrapolation from a limited amount of data
	opinion	Based mainly on expert opinion with very limited data
	insufficient data	Insufficient or no data available
	sp. not mentioned in WPSR	where a country has provided a Waterbird Population Status Report, but did not report on the species
	sp. occurs but no info available	where a country has reported in the Waterbird Population Status Report that the species occurs but has not provided further information
	no non-native sp. occurs in country	where a country has reported in the Waterbird Population Status Report that there are no non-native species occurring in the country or any territories
Legal status column	NRL	National Red List
Risks column	H	Hybridisation with native species
	C	Competitive exclusion of native species, or aggressive to native species
	E	Eutrophication or pollution of waterbodies
	N	Damage to natural or semi-natural habitats
	M	Damage to man-made habitats or crops
	P	Predation of native birds, eggs or young
	A	Introduced birds prevent accurate monitoring of numbers of naturally occurring birds of the same species
	O	Other
	no risks ident./obs.	no risks identified/observed

Table A9.1. Overview of the status of non-native waterbirds within the AEWA Area, including previous and current risk status. Green/light blue columns based on 2015 review; dark blue columns based on AEWA Waterbird Population Status Reports for the period 2013-2018 and AEWA National Reports for the triennium 2018-2020. Risk statuses 2008 and 2015 as assessed in 2015 review. See key above for abbreviations and symbols. Data quality, data type and year(s) of assessment are provided where made available by Parties.

Reported introduced range in AEWA Area	2008 status where intro-duced	2015 status (data quality and year(s) of assessment)	2015 IWC status	2015 Population trend	Risks identified /action taken (2012-14)	Most recent number estimates (data type and year(s) of assessment)	Long-term population trend	Long-term range trend	National Legal status/National Red List status	Risks presented in introduced range	Action taken
ANSERIFORMES											
ANATIDAE											
***Aix galericulata* (Mandarin Duck) Risk status 2008: Low-Medium, Risk status 2015: Low-Medium, updated Risk status: Medium**											
Austria	Wide-spread, increasing		23i (2010)[3]								
Belgium		B: 100p (2004-2007)	66i (2012-2014)[3]			B: >100p (extrap., 2013-2018) W: 62; 45-85i (robust, 2013-2018)					
France		B: 28-34p, Moderate (2000-2006)[4]	23i (2010)[3]	B: ? Moderate		B: 41-59p (robust, 2014) W: 110i (robust, 2019)			NRL of nesting birds (2016): NAa - Introduced	O (no risks ident./obs.)	
Germany		B: 350p (2004-2007)	604i (2011)[3]			B: 470-650p (opinion, 2011-2016) W: 1300i (extrap., 2011/12-2015/16)	B: ↑ (opinion)				
Monaco											
Netherlands		B: 200-260p, Poor, (2008-2010) W: 400i, Moderate, (2003/04- 2007/08)	96i (2013)[3]	B: ↔ Poor W: ~ Moderate		B: 300-400p (robust, 2013-2015) W: 600-1200i (robust, 2013-2015)	B: ↑ (extrap.) W: ↑ (opinion)	B: ↑ (robust) W: ↑ (robust)		H (x Mallard)	
Poland			108i (2014)[3]								
Spain			2i (2013)[3]								
Switzerland		B: 3-16p, Good (2009-2013) W: 100-134i, Good (2005-2014)	87i (2014)[3]	B: ? W: ↑ Good	Risks: Y Action: Y	sp. not mentioned in 2020 WPSR					
United Kingdom		W: 7000i, Moderate (2004-2007)		B: ↑ Good W: ↑ Good		B: 4,400p (extrap., 2007– 2011) W: 13,500i (extrap., 2007–2011)					

Reported introduced range in AEWA Area	2008 status where intro-duced	2015 status (data quality and year(s) of assessment)	2015 IWC status	2015 Population trend	Risks identified /action taken (2012-14)	Most recent number estimates (data type and year(s) of assessment)	Long-term population trend	Long-term range trend	National Legal status/National Red List status	Risks presented in introduced range	Action taken
Bosnia			2i (2012)[3]								
Croatia		W: 2i, Good (2012)	1i (2012)[3]	W: ?		W: 1-2i (opinion, 2013-2018)				O (no risks ident./obs.)	
Czech Republic		B: 2-5p, Good (2014)W: 20-50i, Good (2014)	30i (2014)[3]	B: ↑ GoodW: ↑	Risks: Y	B: 1-10p (robust, 2011-2018) W: 91i (robust, 2019)	B: ↑ (robust) W: ↑ (robust)	W: ↑ (robust)			
Estonia		W: occasional, Good (2008-2012)				B: occasional (e) W: occasional (e)					
Ireland			4i (2013)[3]								
Italy		B: occasional W: 71i, Good (2006-2010)	27i (2012)[3]	B: ? W: ↑ Good	Action: Y	W: 15-61i (extrap., 2013-2019)	W: ↑ (extrap.)		Covered by Law No. 157/1992		
Latvia			1i (2011)[3]			sp. not mentioned in 2020 WPSR					
Lithuania			1i (2011)[3]								
Norway		B: 1p, Good (2014) W: 10-25i, Good (2014)		B: ↔ Good W: Good	Action: Y	sp. not mentioned in 2020 WPSR					
Romania			1i (2009)[3]			no non-native sp. occurs in country					
Slovakia		B: 1p, Good (2013) W: 5-15i, Good (2011-2013)				B: 0-1p (robust, 2013-2018) W: 4-10i (robust, 2013-2018)				O (competition for food and space with native sp.)	
Slovenia		W: 2i, Good (2014)	2i (2014)[3]	W: ?		W: occasional (e)				O (no risks ident./obs.)	
Sweden		W: occasional, Moderate	2i (2015)[3]			sp. not mentioned in 2020 WPSR					
South Africa	Wide-spread, increasing	B: occasional (2004-2007)	1i (2009)[3]			sp. not mentioned in 2020 WPSR					
Belarus						B: occasional (e/v) W: occasional (e/v)					
***Aix galericu-lata* totals:**		**B: ~685-767p; W: ~7,610-7,699i**	**~1,504i**			**B: ~5,312-5,620p; W: ~15,683-16,336i**					

Reported introduced range in AEWA Area	2008 status where intro-duced	2015 status (data quality and year(s) of assessment)	2015 IWC status	2015 Population trend	Risks identified /action taken (2012-14)	Most recent number estimates (data type and year(s) of assessment)	Long-term population trend	Long-term range trend	National Legal status/National Red List status	Risks presented in introduced range	Action taken
***Aix sponsa* (Wood Duck) Risk status 2008: Low, Risk status 2015: Low, updated Risk status: Low**											
Austria	Localised, increasing		9i (2009)[3]								
Belgium		B: 25-30p (2004-2007)	8i (2012-2014)[3]			B: <20p (opinion, 2013-2018) W: <5i (2013-2018)					
France		B: 1p (2002-2006)	3i (2014)[3]	B: ? Moderate		B: 3-5p (robust, 2015) W: 4i (robust, 2019)				O (no risks ident./obs.)	
Germany		B: 30p (2004-2007)	8i (2011)[3]			B: 25-35p (opinion, 2011-2016) W: 51-150i (opinion, 2011/12-2015/16)	B: ↑ (opinion)				
Netherlands		B: 1-5p (2008-2010) W: 10-20i, Moderate (2008-2010)	1i (2013)[3]	B: ~ Poor W: ? Poor	Risks: Y	B: 1-5p (robust, 2013-2015) W: 20-40i (robust, 2013-2015)	B: ? (opinion) W: ↑ (opinion)	B: ↓ (robust) W: ↑ (robust)			
Spain			1i (2008)[4]								
United Kingdom		B: 2-5p (2006-2008) W: 5i, Moderate (2012-2013)		B: ? W: ↑ Moderate		sp. not mentioned in 2020 WPSR					
Croatia		W: 0-7i, Good (2012)		W: ?		W: occasional (e)				O (no risks ident./obs.)	
Czech Republic		W: 1-5i, Good (2014)	2i (2014)[3]	W: ↑ Good		sp. not mentioned in 2020 WPSR					
Estonia		W: occasional, Good (2008-2012)				sp. not mentioned in 2020 WPSR					
Italy		W: 7i, Good (2006-2010)	1i (2012)[3]	W: ~ Good	Action: Y	W: 5-10i (extrap., 2013-2019)	W: ↑ (extrap.)		Covered by Law No. 157/1992		
Lithuania			1i (2014)[3]								
Poland			5i (2014)[3]								
Slovakia		W: 2-5i, Moderate (2011-2012)	1i (2004)[3]	W: ~ Moderate		W: 0-1i (robust, 2013-2018)				O (competition for food/space with native sp.)	
Slovenia		W: no information (2008-2010)	1i (2013)[3]	W: ?		B: occasional (e) W: occasional (e)				O (no risks ident./obs.)	

Reported introduced range in AEWA Area	2008 status where intro-duced	2015 status (data quality and year(s) of assessment)	2015 IWC status	2015 Population trend	Risks identified /action taken (2012-14)	Most recent number estimates (data type and year(s) of assessment)	Long-term population trend	Long-term range trend	National Legal status/National Red List status	Risks presented in introduced range	Action taken
South Africa		W: no information	1i (2006)[3]			sp. not mentioned in 2020 WPSR					
Sweden		W: occasional, Moderate				sp. not mentioned in 2020 WPSR					
Switzerland			4i (2014 [3]			sp. not mentioned in 2020 WPSR					
Ukraine						W: occasional (e)					
***Aix sponsa* totals:**		**B: 59-71p; W: ~25-49i**	**~50i**			**B: ~49-65p; W: ~ 85-285i**					
***Alopochen aegyptiaca* (Egyptian Goose) Risk status 2008: Medium-High, Risk status 2015: Medium-High, updated Risk status: High in Belgium, France, Germany and Netherlands, Medium-High elsewhere**											
Belgium	Wide-spread, increasing rapidly	B: 800-1,100p (2004-2007) W: 1,780-2,486i, Good (2013-2014)	2,522i (2012-2014)[3]	B: ↑ Good W: ↑ Good	Risks: Y	B: 2500; 2000-2500p (robust, 2013-2018) W: 4900; 3700-6400i (robust, 2013-2018)	W: ↑ (robust)		Invasive Alien Species (in line w/ EU Reg. 1143/2014)	C (nest usurpation of herons, raptors (*Falco peregrinus, F. tinnunculus*)), E, N, M	
Denmark		B: 8-32p (2014-2015) W: 300-500i, Good (2005-2014)		B: ↑ Good W: ↑ Good	Risks: Y	B: 30-40p (robust)	B: ↑ (extrap.)		Y, no details	E	
France		B: 150-200p (2009-2011) W: 460-686i, Good (2011)	362i (2014)[4]	B: ↑ Good W: ↑ Good	Action: Y	B: 215-290p (robust, 2014) W: 469i (robust, mid-Jan 2019)			NRL of nesting birds (2016): NAa - Introduced	C (Nest usurpation, aggression (*Tadorna tadorna, Vanellus vanellus*)), E, M	
Germany		B: 5,000-7,500p (2009)	1,496i (2011)[3]	B: ↑ Good	Action: Y	B: 8000-12500p (opinion, 2011-2016) W: 26000i (extrap., 2011/12-2015/16)	B: ↑ (opinion) W: ↑ (opinion)		Invasive Alien Species (EU Reg. 1143/2014)		
Israel			*4i (2006)*[2]								
Mauritius											
Netherlands		B: 7,700-11,900p (2012) W: 31,800-	18,855i (2013)[3]	B: ↑ Good W: ? Good	Risks: YAction: Y	B: 6900-11400p (robust, 2013-2015)	B: ↑ (robust) W: ↑ (robust)	B: ↑ (robust) W: ↑ (robust)		C, E, M	control/ eradication

Reported introduced range in AEWA Area	2008 status where intro-duced	2015 status (data quality and year(s) of assessment)	2015 IWC status	2015 Population trend	Risks identified /action taken (2012-14)	Most recent number estimates (data type and year(s) of assessment)	Long-term population trend	Long-term range trend	National Legal status/National Red List status	Risks presented in introduced range	Action taken
		38,000i, Good (2007/08-2009/10)				W: 40200-51200i (robust, 2012-2017)					progr. being developed
Spain			33i (2013)[4]								
Switzerland		B: 8p (2013) W: 24-28i, good (2005-2014)	31i (2014)[3]	B: ↑ Good W: ↑ Good	Action: Y	B: 13; 8-p (robust, 2013-2016) W: 51i (robust, 2013-2018)	W: ↑ (robust)	B: ↑ (robust) W: ↑ (robust)		O (no details)	
United Arab Emirates			13i (2013)[3]								
United Kingdom		B: 1,100p (2004-2008) W: 2,520-3,160i, Moderate (2004-2007)		B: ↑ Good W: ↑ Good		B: 1,850p (extrap., 2013–17) W: 5,600i (extrap., 2012/13–2016/17)					
Austria			1i (2005)[3]								
Croatia		W: 1i, Good (2012)		W: ?		W: 1i (opinion, 2013-2018)				O (no risks ident./obs.)	
Czech Republic		B: 10-15p (2014) W: 30-50i, Good (2014)	2i (2014) [3]	B: ↑ Good W: ↑ Good	Risks: Y	B: 25-35p (robust, 2019) W: 135i (insufficient data available, 2019)	B: ↑ (robust)			C (ducks, geese, gulls)	
Estonia		W: occasional, Good (2008-2012)				sp. not mentioned in 2020 WPSR					
Greece				1 (2014)							
Italy		W: 24i, Good, (2006-2010)	18i (2012)[3]	W: ↑ Good	Action: Y	W: 25-60i (extrap., 2013-2019)	W: ↑ (extrap.)		Covered by Law No. 157/1992		
Jordan			1i (2013)[3]								
Luxembourg		B: 4-30p (2010-2012)		B: ↑ Good		B: 20-45p (robust, 2013-2018) W: 20-133i (extrap., 2009-2012)	B: ↑ (robust)	B: ↑ (robust)		E, N, M	
Poland			1i (2012)[3]								

Reported introduced range in AEWA Area	2008 status where intro-duced	2015 status (data quality and year(s) of assessment)	2015 IWC status	2015 Population trend	Risks identified /action taken (2012-14)	Most recent number estimates (data type and year(s) of assessment)	Long-term population trend	Long-term range trend	National Legal status/National Red List status	Risks presented in introduced range	Action taken
Slovakia		B: 1p (2014) W: 1-4i, Good (2007-2013)		B: ? W: ↑ Moderate		B: 0-10p (robust, 2006 - 2018) W: 4-10i (robust, 2013-2018)				C (*Anas platyrhynchos*), H (x *A. platyrhynchos, Tadorna ferruginea, Branta canadensis*)	
Slovenia		W: 3i, Good (2014)	3i (2014)[3]			B: occasional (e) W: occasional (e)				O (no risks ident./obs.)	
Sweden		W: occasional, Moderate				sp. not mentioned in 2020 WPSR					control/ eradication programme
Hungary						B: 0-1p (robust, 2017-2018)					
Portugal						B: 185; 122-208p (robust, 2018) W: 655; 625-750i (robust, 2018)				C (ducks, geese)	
***Alopochen aegyptiaca* totals:**		**B: 14,781-21,886p W: ~36,943-44,942i**	**~23999i**			**B: ~19,675-28,892p; W: ~76,829-90,809i**					
***Anas bahamensis* (White-cheeked Pintail) Risk status 2008:-, Risk status 2015: Very low, updated Risk status: Very Low**											
France		B: occasional (1987-2007)3	1i (2011)[3]			sp. not mentioned in 2020 WPSR					
Italy		W: occasional (2001-2010)	1i (2005)[3]		Action: Y	B: occasional (e) W: 0-2i (extrap., 2013-2019)			Covered by Law No. 157/1992		
Netherlands	occa-sional	W: 5-10i, Poor, (2010/11-2012/13)[3]	1i (2008)[3]	W: ~ Poor		B: occasional (e) W: 5-10i (robust, 2013-2015)					
Germany			2i (2010)[3]			B: 0-1p (opinion, 2011-2016) W: occasional (e)					
Switzerland			4i (2014)[3]			sp. not mentioned in 2020 WPSR					
United Kingdom		W: 4i, Good (2010/11)[3]				sp. not mentioned in 2020 WPSR					

Reported introduced range in AEWA Area	2008 status where intro-duced	2015 status (data quality and year(s) of assessment)	2015 IWC status	2015 Population trend	Risks identified /action taken (2012-14)	Most recent number estimates (data type and year(s) of assessment)	Long-term population trend	Long-term range trend	National Legal status/National Red List status	Risks presented in introduced range	Action taken
Belgium						B: occasional (e) W: occasional (e)					
Croatia						W: occasional (e)				O (no risks ident./obs.)	
Slovenia						W: occasional (e)				O (no risks ident./obs.)	
***Anas baha-mensis* totals:**		**W: ~9-14i**	**~10i**			**B: ~0-1p; W: ~5-12i**					
***Anas melleri* (Meller's Duck) Risk status 2008: Very low, Risk status 2015:-, updated Risk status:-**											
Mauritius	Localised, stable										
***A. melleri* totals:**		Not known				Not known					
***Anas platyrhynchos (including A.p. forma domestica)* (Mallard) Risk status 2008: Medium in Eurasia, Very High in Africa, Risk status 2015: Medium in Eurasia, Very High in Africa, updated Risk status: Data deficient, previous risk status maintained as Medium in Eurasia, Very High in Africa**											
Austria	Wide-spread, increasing locally		*42,931i (2010)*[2]								
Ireland			*5,955i (2013)*[2]								
Israel			*11,028i (2006)*[2]								
Lebanon			*21i (2003)*[2]								
Lesotho											
United Arab Emirates			*288i (2013)*[2]								
United Kingdom			*130,235i (2013)*[2]			sp. not mentioned in 2020 WPSR					
Swaziland		B: 400-500p, Poor (2014)[4]		B: ↑ Good	Risks: Y						
Madagascar	Wide-spread, increasing locally	W: no information									
Mauritius											
South Africa		B: 1-382i, Poor (2015)[4]	48i (2013)[3]	B: ? Poor	Risks: Y Action: Y	B: 6.29; 1-201				P, C, H (x 63 other sp.)	
Namibia			9i (2015)[3]								

Reported introduced range in AEWA Area	2008 status where intro-duced	2015 status (data quality and year(s) of assessment)	2015 IWC status	2015 Population trend	Risks identified /action taken (2012-14)	Most recent number estimates (data type and year(s) of assessment)	Long-term population trend	Long-term range trend	National Legal status/National Red List status	Risks presented in introduced range	Action taken
***Anas platy-rhynchos* totals:**		**B: 401-882p**				**B: ~1-201p**					
***Anser albifrons* (Greater White-fronted Goose) Risk status 2008: Very Low, Risk status 2015: Very Low, updated Risk status: Very Low**											
Germany	Localised, occa-sional breeding		*88,725i (2011)*[2]			sp. not mentioned in 2020 WPSR					
Netherlands			*761,280i (2013)*[2]			sp. not mentioned in 2020 WPSR					
United Kingdom						B: 0-1p (extrap., 2013–17)					
Moldova			*3,001i (2014)*[2]			no non-native sp. occurs in country					
***A. albifrons* totals:**						**B: ~0-1p**					
***Anser anser* (Greylag Goose) Risk status 2008: Medium, Risk status 2015: Medium across Europe, Low in Ukraine, updated Risk status: Data deficient, previous risk status maintained as Medium across Europe and Low in Ukraine**											
France	Wide-spread, increasing rapidly		*15,635i (2014)*[2]			sp. not mentioned in 2020 WPSR					
Germany			*52,731i (2011)*[2]			sp. not mentioned in 2020 WPSR					
Italy			*9,305i (2012)*[2]			sp. not mentioned in 2020 WPSR					
Ireland			*2,267i (2013)*[2]								
Israel			*15i (2006)*[2]								
Lithuania			*156i (2014)*[2]								
Netherlands			*387,444i (2013)*[2]			sp. not mentioned in 2020 WPSR					
Switzerland			*896i (2014)*[2]			sp. not mentioned in 2020 WPSR					
South Africa						sp. not mentioned in 2020 WPSR					
Ukraine			43i (2010)			sp. not mentioned in 2020 WPSR					
***Anser anser* totals:**											

Reported introduced range in AEWA Area	2008 status where intro-duced	2015 status (data quality and year(s) of assessment)	2015 IWC status	2015 Population trend	Risks identified /action taken (2012-14)	Most recent number estimates (data type and year(s) of assessment)	Long-term population trend	Long-term range trend	National Legal status/National Red List status	Risks presented in introduced range	Action taken
***Anser brachyrhynchus* (Pink-footed Goose) Risk status 2008:-, Risk status 2015: Very Low, updated Risk status: Very Low**											
France	Localised, occa-sional breeding		*2i (2014)*[2]			W: occasional (v)			NRL of non-nesting birds (2011): NAb - not applicable (rare)	O (no risks ident./obs.)	
Germany			*79i (2011)*[2]			sp. occurs but no info available					
Italy			1i (2013)[4]			B: occasional (e) W: 0-1i (opinion, 2014-2018)			Covered by Law No. 157/1992		
Netherlands			*927i (2013)*[2]			sp. not mentioned in 2020 WPSR					
Ukraine						W: occasional (v)					
***A. brachy-rhynchus* totals:**						**W: 0-1i**					
***Anser cygnoides* (Swan Goose) Risk status 2008: Low, Risk status 2015: Low, updated Risk status: Low**											
Germany	Wide-spread, increasing locally	B: 100-150p (2004-2007)	37i (2011)[3]			B: 5-10p (opinion, 2011-2016) W: 51-150i (opinion, 2011/12-2015/16)	B: ↑ (opinion)				
Italy		B: occasional (2004-2007) W: 54i, Good (2006-2010)[3]		B: ? W: ↑ Good		W: 6-15i (opinion, 2013-2019)			Covered by Law No. 157/1992		
Netherlands		B: 13p (2009)[3] W: 100- 150i, Poor (2010/2011-2012/2013)[3]	135i (2013)[3]	B: ↓ Poor W: ~ Poor	Risks: Y	B: 20-30p (robust, 2013-2015) W: 100-200i (robust, 2013-2015)	B: (Insufficient data) W: ↑ (opinion)	B: ? W: ↑ (robust)		H (x Greylag goose)	
United Kingdom		W: 12i (2012/2013)[3]	7i (2013)[3]			sp. not mentioned in 2020 WPSR					
Austria			2i (2010)[3]								
Belgium			16i (2012-2014)[3]			sp. occurs but no info available					
France			3i (2014)[3]			B: 1p (robust, 2015) W: 45i (robust, 2019)				O (no risks ident./obs.)	
Serbia			1i (2012)[3]								

Reported introduced range in AEWA Area	2008 status where intro-duced	2015 status (data quality and year(s) of assessment)	2015 IWC status	2015 Population trend	Risks identified /action taken (2012-14)	Most recent number estimates (data type and year(s) of assessment)	Long-term population trend	Long-term range trend	National Legal status/National Red List status	Risks presented in introduced range	Action taken
Slovenia			3i (2013)[3]			B: occasional (e) W: occasional (e)				O (no risks ident./obs.)	
Switzerland			2i (2014)[3]			sp. not mentioned in 2020 WPSR					
***Anser cygnoides* totals:**		**B: ~113-163p; W: 166-216i**	**~206i**			**B: ~26-41p; W: ~202-410i**					
***Anser fabalis* (Bean Goose) Risk status 2008: Very Low, Risk status 2015: Very Low, updated Risk status: Data deficient, previous risk status maintained as Very Low**											
Belgium	Localised, occa-sional breeding		*4,025i (2012-2014)[2]*			sp. not mentioned in 2020 WPSR					
Netherlands			*155,096i (2013)[2]*			sp. not mentioned in 2020 WPSR					
Moldova						no non-native sp. occurs in country					
***A. fabalis* totals:**											
***Anser indicus* (Bar-headed Goose) Risk status 2008: Low, Risk status 2015: Low, updated Risk status: Low**											
Belgium	Wide-spread, increasing slowly	B: 25-30p (2004-2007)	39i (2012-2014)[3]			B: 10; 10-20p (robust, 2013-2018) W: occasional (e)				C (other waterbirds)	
France		B: 4-6p (2004-2007)	18i (2014)[3]			B: 2p (robust, 2015) W: 27i (robust, 2019)				H (x Greylag goose)	
Germany		B: 10p (2004-2007)	13i (2011)[3]			B: 6-25p (opinion, 2011-2016) W: 51-150i (opinion, 2011/12-2015/16)	B: ↔ (opinion)				
Italy		W: 3i, Good (2006-2010)	2i (2012)[3]	W: ↔ Good		B: 1p (opinion, 2016) W: 1-6i (extrap., 2013-2019)			Covered by Law No. 157/1992		
Netherlands		B: 10-310p (2012) W: 150-200i, Poor (2010/11-2012/13)	146i (2013)[3]	B: ↔ Moderate W: ↓ Moderate	Risks: Y	B: 50-90p (robust, 2013-2015) W: 250-400i (robust, 2013-2015)	B: ↑ (extrap.) W: ↑ (opinion)	B: ↑ (robust) W: ↑ (robust)		H (x Greylag-, Barnacle-, Canada goose)	
Switzerland			1i (2014)[3]			sp. not mentioned in 2020 WPSR					

Reported introduced range in AEWA Area	2008 status where intro-duced	2015 status (data quality and year(s) of assessment)	2015 IWC status	2015 Population trend	Risks identified /action taken (2012-14)	Most recent number estimates (data type and year(s) of assessment)	Long-term population trend	Long-term range trend	National Legal status/National Red List status	Risks presented in introduced range	Action taken
United Kingdom		B: 3-10p (2004-2007) W: 16i, Good (2012- 2013)	16i (2013)[3]			sp. not mentioned in 2020 WPSR					
Austria			4i (2010)[3]								
Estonia		W: occasional, Good (2008-2012)				B: occasional (e) W: occasional (e)					
Norway		B: occasional, Good (2014) W: 100-160i, Good (2014)		B: ↔ Good W: Good	Risks: Y Action: Y	sp. not mentioned in 2020 WPSR					
Slovakia		W: 1-1i, Good (2003 – 2013)		W: ? Poor		W: occasional (e/v)				O (no risks ident./obs.)	
Spain			1i (2013)[3]								
Sweden		W: occasional, Moderate	1i (2010)[3]			sp. not mentioned in 2020 WPSR					
Belarus						B: occasional (e/v)					
Croatia						W: occasional (e)				O (no risks ident./obs.)	
Czech Republic						W: occasional (e)					
Slovenia						B: occasional (e)					
Ukraine						W: occasional (e/v)					
***Anser indicus* totals:**		**B: ~52-366p; W: ~270-380i**	**~240i**			**B: ~69-138p; W: 329-583i**					
***Branta canadensis* (Greater Canada Goose) Risk status 2008: High, Risk status 2015: Very High (Belgium, Denmark, Netherlands, Sweden)/High in the rest of Northern and Western Europe, Medium in Ireland, Low in Eastern Europe, updated Risk status: Very High in Northern and Western Europe, Low in Eastern Europe**											
Belgium	Wide-spread, increasing rapidly	B: 3,000p (2008-2012)	13,374i (2012-2014)[3]	B: ↑ Good	Risks: YAction: Y	B: 3400; 2300-4500p (extrap., 2013-2018) W: 21000; 16000-27000i (robust, 2013-2018)	W: ↑ (robust)			C (aggression to other sp., incl. *Gallinula chloropus, Fulica atra*), E, N, M	
Denmark		B: 7-11p (2014-2015) W: 17,790i, Good (2013)	6,045i (2013)[3]	B: ↑ Good W: ~ Good	Risks: Y Action: Y	B: 10-30p (extrap.) W: 15262-21758i (robust)	W: ↑	B: ↑ (robust)	Y, no details	M	

Reported introduced range in AEWA Area	2008 status where intro-duced	2015 status (data quality and year(s) of assessment)	2015 IWC status	2015 Population trend	Risks identified /action taken (2012-14)	Most recent number estimates (data type and year(s) of assessment)	Long-term population trend	Long-term range trend	National Legal status/National Red List status	Risks presented in introduced range	Action taken
Netherlands		B: 5,200-10,400p (2012) W: 31,700i (2007/2008-2009/2010)	26,005i (2013)[3]	B: ↑ Good W: ↑ Good	Risks: Y Action: Y	B: 9000-12000p (robust, 2013-2015) W: 48100-56100i (robust, 2012-2017)	B: ↑ (extrap.) W: ↑ (robust)	B: ↑ (robust) W: ↑ (robust)		C (Greylag geese for breeding habitat), H (x Greylag-, Barnacle-, and occas. Greater White-fronted Goose), E, M	
Sweden			37,373i (2015)[3]			B: 13000; 11000-15000p (extrap., 2013-2018)	B: ↑ (extrap.)	B: ↔ (extrap.)			
Austria			12i (2010)[3]								
France		B: 1,100p, (2008) W: 6,000i, Moderate (2008-2009)	5,104i (2014)[3]	B: ↑ Moderate W: ↑ Moderate	Action: Y	B: 1030-1270p (robust, 2014) W: 6966i (robust, mid-Jan 2019)		B: ↑ (opinion)	NRL of non-nesting birds (2011)/of nesting birds (2016): NAa - Introduced	C, H (x Greylag-, Barnacle-, Egyptian goose), E, N, M, O (potential disease transmission (conjunctivitis, botulism, H1N1 influenza))	
Germany		B: 1,400-1,500p, (2004-2007)	17,661i (2011)[3]			B: 8500-14500p (opinion, 2011-2016) W: 38000i (extrap., 2011/12-2015/16)	B: ↑ (opinion) W: ↑ (opinion)				
Italy		B: 1-2p (2004-2007) W: 40i, Good (2006-2010)	35i (2012)[4]	B: ? W: ? Good	Action: Y	B: 1p (opinion, 2019) W: 10-115i (extrap., 2013-2019)	B: ↔ (opinion)		Covered by Law No. 157/1992		
Luxembourg		B: 10-15p (2012-2014) W: no information		B: ↑ Good W: ?	Risks: Y	B: 30-60p (robust, 2013-2018) W: 27-78i (extrap., 2009-2012)	B: ↑ (robust) W: ↑ (robust)	B: ↑ (robust)		E, N	
Norway		B: 1,000-2,000p, Moderate (2015)	130i (2012)[3]	B: ↓ Moderate	Risks: Y Action: Y	B: 2000-4000p (extrap., 2015 W: 30000i (robust, 2015)				C (other sp. breeding on small islets (common gull, divers))	

Reported introduced range in AEWA Area	2008 status where intro-duced	2015 status (data quality and year(s) of assessment)	2015 IWC status	2015 Population trend	Risks identified /action taken (2012-14)	Most recent number estimates (data type and year(s) of assessment)	Long-term population trend	Long-term range trend	National Legal status/National Red List status	Risks presented in introduced range	Action taken
Poland			2i (2014)[3]								
Switzerland			10i (2014)[3]			sp. not mentioned in 2020 WPSR					
United Kingdom		B: 62,000p (2004-2008) W: 190,000i, Good (2004/05- 2008/09)		B: ↑ Good W: ↑ Good	Risks: Y	B: 54,500p (extrap., 2013-2017) W: 165,000i (extrap., 2012/13–2016/17)					
Ireland			165i (2013)[3]								
Finland			14i (2014)[3]			B: 5659; 4871-6330p (extrap., 2013-2018)	B: ↑ (extrap.)	B: ↑ (robust)			
Croatia		W: 1i, Good (2013)		W: ?		W: 0-2i (opinion, 2013-2018)				O (no risks ident./obs.)	
Czech Republic		W: 5i, Good (2014)	1i (2012)[3]	W: ? Good	Risks: Y	sp. not mentioned in 2020 WPSR					
Estonia		B: 4-8p (2014) W: 20i, Good (2003-2008)	1i (2012)[3]	B: ? Poor W: ↑ Good	Action: Y	B: 5-10p (robust, 2019) W: 100-200i (robust, 2020)					
Greece			13i (2013)[3]								
Latvia		W: 25-125i, Poor (2013)	20i (2012)[4]		Action: Y	B: occasional (v)				O (no risks ident./obs.)	
Libya			1i (2012)[3]								
Lithuania			2i (2014)[4]								
Slovakia		W: 1i, Good (2013)		W: ? Moderate		B: occasional (e) W: occasional (e/v)				O (no risks ident./obs.)	
Slovenia		W: 7i (2008-2010)	6i (2012)[4]	W: ?		B: occasional (e) W: occasional (e)					
Spain			1i (2010)[4]								
Ukraine						B: occasional (e/v)					
Belarus						W: occasional (e/v)					control/ eradication programme
***Branta canadensis* totals:**		**B: 73,722-80,036p; W: 245,589-245,709i**	**~165,280i**			**B: ~114,957-116,201p; W: ~349,465-375,219i**					

Reported introduced range in AEWA Area	2008 status where intro-duced	2015 status (data quality and year(s) of assessment)	2015 IWC status	2015 Population trend	Risks identified /action taken (2012-14)	Most recent number estimates (data type and year(s) of assessment)	Long-term population trend	Long-term range trend	National Legal status/National Red List status	Risks presented in introduced range	Action taken
Branta hutchinsii **(Cackling Goose), Risk status 2008:-, Risk status 2015: High in Belgium, Germany and Netherlands, Low in Estonia, Sweden and UK, updated Risk status: High in the Netherlands, Low-Very Low elsewhere**											
Belgium[1]		B: 1,500p (2004-2007)	12i (2014)[3]			B: occasional (e) W: occasional (e)					
Germany		B: 1,400-1,500p (2004-2007)				B: occasional (e) W: occasional (e)					
Netherlands			2,412i (2013)[3]			B: 460-770p (robust, 2013-2015) W: 1500-2000i (robust, 2013-2015)	B: ↑ (opinion) W: ↑ (opinion)	B: ↑ (opinion) W: ↑ (opinion)		H (x Barnacle goose)	
Estonia		W: occasional, Good (2008-2012)				sp. not mentioned in 2020 WPSR					
Sweden		W: occasional, Moderate				sp. not mentioned in 2020 WPSR					
United Kingdom		W: 1i, Good (2012-2013)	1i (2013)[3]			sp. not mentioned in 2020 WPSR					
France						W: occasional (e)				O (no risks ident./obs.)	
Branta hutchinsii **totals:**		**B: 2,900-3,000p; W: ~1i**	**~2,425i**			**B: ~460-770p; W: ~1500-2000i**					
Branta leucopsis **(Barnacle Goose) Risk status 2008: Low-Medium, Risk status 2015: Low, updated Risk status: Low-Medium**											
Austria	Wide-spread, increasing		4i (2010)[4]								
Belgium			*7,142i (2012-2014)[2]*			B: 200; 100-450p (robust, 2013-2018)				N, M, A	
Germany			*130,862i (2011)[2]*			sp. not mentioned in 2020 WPSR					
France			*395i (2014)[2]*			sp. not mentioned in 2020 WPSR					
Netherlands			*620,956i (2013)[2]*			sp. not mentioned in 2020 WPSR					
United Kingdom		B: 1,000p (2004-2008) W: no information				B: 4,700p (extrap., 2011/12–2014/15)					
Italy			17i (2012)[4]			B: occasional (e) W: 5-15i (extrap., 2013-2019)			Covered by Law No. 157/1992		

Reported introduced range in AEWA Area	2008 status where intro-duced	2015 status (data quality and year(s) of assessment)	2015 IWC status	2015 Population trend	Risks identified /action taken (2012-14)	Most recent number estimates (data type and year(s) of assessment)	Long-term population trend	Long-term range trend	National Legal status/National Red List status	Risks presented in introduced range	Action taken
Serbia			1i (2012)[4]								
Slovenia			1i (2009)[4]			W: occasional (e/v)				O (no risks ident./obs.)	
Switzerland			5i (2014)[4]			B: 0-1p (robust, 2013-2016) W: 5i (robust, 2013-2018)		B: ↔ (robust) W: ↔ (robust)		O (no details)	
Belarus						W: occasional (v)					
Ukraine						W: occasional (v)					
***Branta leucopsis* totals:**		**B: 1,000p**				**B: ~4800-5151p: W: ~10-20i**					
***Cairina moschata* (Muscovy Duck) Risk status 2008: Low, Risk status 2015: Low, updated Risk status: Low-Medium in Netherlands, Low elsewhere**											
Austria	Wide-spread, stable		76i (2010)[3]								
Germany		B: 20p (2004-2007)	2i (2009)[3]			sp. occurs but no info available					
Netherlands		B: 15-40p (2008-2010) W: 150i, Moderate, (2003/04-2007/08)	95i (2013)[3]	B: ↑ Poor W: ↑ Moderate		B: 50-100p (robust, 2013-2015) W: 300-600i (robust, 2013-2015)	B: ↑ (opinion) W: ↑ (opinion)	B: ↑ (opinion) W: ↑ (robust)			
South Africa			7i (2013)[3]			sp. not mentioned in 2020 WPSR					
Spain			6i (2006)[3]								
United Kingdom		B: 3-5p (2006-2008) W: 55i, Good (2012/13)	55i (2013)[3]	B: ? W: ↓ Good		sp. not mentioned in 2020 WPSR					
Israel											
Mauritius											
Seychelles											
Belgium			14i (2014)[3]			sp. occurs but no info available					
Czech Republic			13i (2014)[3]			sp. not mentioned in 2020 WPSR					
France			3i (2014)[3]			W: occasional (e)				O (no risks ident./obs.)	
Ireland			1i (2012)[3]								

Reported introduced range in AEWA Area	2008 status where intro-duced	2015 status (data quality and year(s) of assessment)	2015 IWC status	2015 Population trend	Risks identified /action taken (2012-14)	Most recent number estimates (data type and year(s) of assessment)	Long-term population trend	Long-term range trend	National Legal status/National Red List status	Risks presented in introduced range	Action taken
Italy		W: 133i, Good (2006- 2010)	105i (2012)[3]	W: ↑ Good	Action: Y	W: 31-199i (extrap., 2013-2019)			Covered by Law No. 157/1992		
Serbia			8i (2012)[3]								
Slovakia			4i (2007)[3]			sp. not mentioned in 2020 WPSR					
Slovenia		W: 25i, Good (2014)	25i (2014)[3]	W: ?		W: occasional (e)				O (no risks ident./obs.)	
Switzerland			3i (2014)[3]			sp. not mentioned in 2020 WPSR					
***Cairina moschata* totals:**		**B: 38-65p; W: 363i**	**~417i**			**B: ~50-100p; W: ~331-799i**					
***Chen caerulescens* (Snow Goose) Risk status 2008: Low, Risk status 2015: Low, updated Risk status: Low**											
Germany	Localised, stable	B: 5p (2004-2007)	5i (2011)[4]			B: 5-10p (robust, 2011-2016) W: 100i (robust, 2011/12-2015/16)	B: ↑ (opinion) W: ↑ (opinion)				
Netherlands		B: 10-15p (2008-2010) W: 35i, Moderate (2009)	16i (2013)[4]	B: ↑ Good W: ~ Moderate	Risks: Y	B: 0-2p (robust, 2013-2015) W: 90-110i (robust, 2013-2015)	B: ? (Insufficient data) W: ↑ (robust)	W: ↔ (robust)		H (x Barnacle goose, Greylag goose)	
United Kingdom		B: 60p (2004-2008) W: 100i, Good (2004-2007)		B: ↓ Good W: ↓ Good		B: 2p (extrap., 2010-2014) W: 75i (extrap., 2011/12–2015/16)					
Belgium			1i (2012)[4]			B: occasional (e) W: occasional (e)					
Estonia		W: occasional, Good (2008-2012)				B: occasional (e) W: occasional (e)					
France		W: occasional (2004-2007)	2i (2013)[4]			W: occasional (v)			NRL of non-nesting birds (2011): NAb - not applicable (rare)	O (no risks ident./obs.)	
Italy		W: occasional, Good (2006-2010)	3i (2012)[4]		Action: Y	W: 1i (opinion, 2016)			Covered by Law No. 157/1992		
Norway		B: occasional, Good (2015)		B: ↓ W: ? Good	Risks: Y	sp. not mentioned in 2020 WPSR					

Reported introduced range in AEWA Area	2008 status where intro-duced	2015 status (data quality and year(s) of assessment)	2015 IWC status	2015 Population trend	Risks identified /action taken (2012-14)	Most recent number estimates (data type and year(s) of assessment)	Long-term population trend	Long-term range trend	National Legal status/National Red List status	Risks presented in introduced range	Action taken
		W: 10-20i, Good (2014)									
Slovakia		W: 1-2i, Good (2005)	1i (2005)[3]	W: ? Moderate		W: occasional (e/v)				O (no risks ident./obs.)	
Spain			1i (2009)[4]								
Sweden		W: occasional, Moderate	1i (2011)[3]			sp. not mentioned in 2020 WPSR					
Ukraine						sp. occurs but no info available					
***Chen caerules-cens* totals:**		**B: ~75-80p; W: ~146-157**	**~45i**			**B: ~7-14p; W: ~266-286i**					
***Chen canagicus* (Emperor Goose) Risk status 2008: Low, Risk status 2015: Low, updated Risk status: Very Low**											
Netherlands	Localised, occa-sional breeding	B: 3p (2008) W: 13i, Moderate (2008-2009)[3]	3i (2013)[4]	B: ↑ Moderate W: ↑ Moderate		W: 5-10i (robust, 2013-2015)				H (x Barnacle goose)	
United Kingdom		B: 1p (2007-2008) W: 10-30i, Good (2012-2013)		B: W: ↑ Good		sp. not mentioned in 2020 WPSR					
Germany			1i (2010)[4]			B: occasional (e) W: occasional (e)					
Belgium						B: occasional (e) W: occasional (e)					
***C. canagi-cus* totals:**		**B: 4p; W: 23-43**	**~7i**			**W: ~5-10i**					
***Chloephaga picta* (Upland Goose) Risk status 2008: Low-Medium, Risk status 2015: Low-Medium, updated Risk status: Low**											
Belgium	Localised, increasing	B: 4-7p (2004-2007)	4i (2014)[3]			B: <5p (extrap., 2013-2018) W: 7; 4-12i (robust, 2013-2018)					
Netherlands		B: 1p (2012-2014) W: 3-10i, Moderate (2012-2014)	1i (2012)[4]	B: ~ Moderate W: ↔ Moderate		B: occasional (e) W: 1-10i (robust, 2013-2015)					
United Kingdom		W: 1i, Good (2008-2009)	1i (2009)[3]			sp. not mentioned in 2020 WPSR					

Reported introduced range in AEWA Area	2008 status where intro-duced	2015 status (data quality and year(s) of assessment)	2015 IWC status	2015 Population trend	Risks identified /action taken (2012-14)	Most recent number estimates (data type and year(s) of assessment)	Long-term population trend	Long-term range trend	National Legal status/National Red List status	Risks presented in introduced range	Action taken
Germany						B: occasional (e) W: occasional (e)					
Italy						B: occasional (e)			Covered by Law No. 157/1992		
***Chloe-phaga picta* totals:**		**B: 5-8p; W: 4-11**	**~6i**			**B: ~5p; W: ~5-22i**					
***Cygnus atratus* (Black Swan) Risk status 2008: Medium, Risk status 2015: Medium, updated Risk status: Medium**											
Belgium	Wide-spread, increasing	B: 40-45p (2004-2007)	11i (2012-2014)[3]		Risks: Y	B: 30; 20-40p (extrap., 2019) W: 18; 12-28i (robust, 2019)				C, E, N	
France		B: 32p (2009-2011) W: 98i, Moderate (2009-2011)	55i (2014)[3]	B: ↑ Good W: ↑ Good		B: 26-30p (robust, 2015) W: 55i (robust, 2019)				C (pink flamingos, mute swans)	
Germany		B: 15p (2004-2007)	3i (2011)[3]			B: 10-30p (opinion, 2011-2016) W: 51-150i (opinion, 2011/12-2015/16)					
Italy		B: 1-3p (2004-2010) W: 34i, Good (2006-2010)	25i (2012)[3]	B: ↔ Poor W: ↔ Good	Action: Y	B: 1-3p (opinion, 2013-2018) W: 15-70i (extrap., 2013-2019)	W: ↑ (extrap.)		Covered by Law No. 157/1992		
Mauritius											
Netherlands		B: 60-70p (2008-2010) W: 140i, Moderate, (2003-2007/08)	154i (2013)[3]	B: ↔ Poor W: ↔ Moderate	Risks: Y	B: 40-70p (robust, 2013-2015) W: 110-200i (robust, 2013-2015)	B: ↑ (extrap.) W: ↑ (opinion)	B: ↑ (robust) W: ↑ (robust)		O (population too small to cause econ. damage)	
Spain			1i (2011)[3]								
Switzerland			6i (2014)[3]			sp. not mentioned in 2020 WPSR					
Ukraine						W: occasional (e)				H (x Cygnus olor)	
United Kingdom		B: 11-25p (2006-2008) W: 150i, Good (2004-2007)		B: ↑ Good		sp. not mentioned in 2020 WPSR					
Austria			1i (2010)[3]								

Reported introduced range in AEWA Area	2008 status where intro-duced	2015 status (data quality and year(s) of assessment)	2015 IWC status	2015 Population trend	Risks identified /action taken (2012-14)	Most recent number estimates (data type and year(s) of assessment)	Long-term population trend	Long-term range trend	National Legal status/National Red List status	Risks presented in introduced range	Action taken
Croatia		W: 6i, Good (2012)	2i (2002)[3]	W: ?		W: 0-2i (opinion, 2013-2018)				O (no risks ident./obs.)	
Czech Republic		W: 3i, Good (2014)		W: ? Good	Risks: Y	W: occasional (e)					
Estonia		W: occasional, Good (2008-2012)				B: occasional (e) W: occasional (e)					
Romania			1i (2009)[3]			no non-native sp. occurs in country					
Slovakia		W: occasional (2004-2007)				W: occasional (e)				O (competition for food/space with native sp.)	
Slovenia		W: 1i, Good (2014)	1i (2014)[3]			B: occasional (e) W: occasional (e)				O (no risks ident./obs.)	
South Africa						sp. occurs but no info available					
***Cygnus atratus* totals:**		**B: 159-190p; W: ~432**	**~289i**			**B: ~97-173p; W: 243-505i**					
***Cygnus cygnus* (Whooper Swan) Risk status 2008: Very Low, Risk status 205: Very Low, updated Risk status: Very Low**											
Germany	Localised, stable		*18,619i (2011)*[2]			sp. not mentioned in 2020 WPSR					
Moldova			*157i (2015)*[2]			no non-native sp. occurs in country			In the national Red Book		
Italy						B: occasional (e) W: 0-347i (extrap., 2013-2019)	W: ↑ (extrap.)		Covered by Law No. 157/1992		
***C. cygnus* totals:**						**W: ~0-347i**					
***Cygnus olor* (Mute Swan) Risk status 2008: Medium in Mauritius, Very Low elsewhere, Risk status 2015: Very Low, updated Risk status: Low in Italy, Very Low elsewhere**											
Austria	Wide-spread, increasing locally		*2,134i (2010)*[2]								
Croatia			*2,091i (2013)*[2]			sp. not mentioned in 2020 WPSR					
Estonia			*7,822i (2014)*[2]			sp. not mentioned in 2020 WPSR					
Finland			*2,078i (2014)*[2]			sp. not mentioned in 2020 WPSR					

Reported introduced range in AEWA Area	2008 status where intro-duced	2015 status (data quality and year(s) of assessment)	2015 IWC status	2015 Population trend	Risks identified /action taken (2012-14)	Most recent number estimates (data type and year(s) of assessment)	Long-term population trend	Long-term range trend	National Legal status/National Red List status	Risks presented in introduced range	Action taken
France		W: 6500-8000i, Moderate (2005-06)	*17,587i (2014)*[2]	W: ↑ Good		sp. not mentioned in 2020 WPSR					
Germany			*29,708i (2011)*[2]			sp. not mentioned in 2020 WPSR					
Greece			*1,444i (2014)*[2]								
Italy		B: 300-500p, 2013 W: 4098i, Good (2006-2010)	*4,116i (2012)*[2]	B: ↑ Good W: ↑ Good	Risks: Y	B: 500-700p (opinion, 2016) W: 5805-9243i (extrap., 2013-2019)	B: ↑ (opinion) W: ↑ (extrap.)	B: ↑ (extrap.)	Covered by Law No. 157/1992	A	
Latvia			*9,78i (2012)*[2]			sp. not mentioned in 2020 WPSR					
Switzerland			*7,532i (2014)*[2]			sp. not mentioned in 2020 WPSR					
South Africa			1i (2010)[3]			sp. occurs but no info available					
Luxembourg						sp. not mentioned in 2020 WPSR					
United Arab Emirates											
Belgium			*1,221i (2012-2014)*[2]			sp. not mentioned in 2020 WPSR					
Ireland			*2,018i (2013)*[2]								
Lithuania			*1,175i (2014)*[2]								
Netherlands			*24,537i (2013)*[2]			sp. not mentioned in 2020 WPSR					
Norway			*76i (2012)*[2]			sp. not mentioned in 2020 WPSR					
Spain			*7i (2013)*[2]								
Sweden			*22,690i (2015)*[2]			sp. not mentioned in 2020 WPSR					
Mauritius	Wide-spread, increasing locally										
Belarus						sp. occurs but no info available					

Reported introduced range in AEWA Area	2008 status where intro-duced	2015 status (data quality and year(s) of assessment)	2015 IWC status	2015 Population trend	Risks identified /action taken (2012-14)	Most recent number estimates (data type and year(s) of assessment)	Long-term population trend	Long-term range trend	National Legal status/National Red List status	Risks presented in introduced range	Action taken
***Cygnus olor* totals:**		**B: 300-500p; W: 10,598-12,098i**				**B: ~500-700p; W: ~5805-9243i**					
***Dendrocygna viduata* (White-faced Whistling Duck) Risk status 2008: Low, Risk status 2015:-, updated Risk status: Low**											
Mauritius	Localised, increasing										
Belgium						B: occasional (e) W: occasional (e)					
Central African Republic						sp. occurs but no info available				P, E, N, M	
France						W: occasional (e)				O (no risks ident./obs.)	
Germany						B: occasional (e) W: occasional (e)					
Italy						B: 1p (opinion, 2018) W: 4-i (opinion, 2018)			Covered by Law No. 157/1992		
Netherlands						B: occasional (e) W: occasional (e)					
Senegal						sp. occurs but no info available					
***D. viduata* totals:**						**B: ~1p; W: ~4i**					
***Netta rufina* (Red-crested Pochard) Risk status 2008: Very Low, Risk status 2015: Low-Medium, updated Risk status: Very Low**											
United Kingdom	Localised, increasing	B: 10-34p (2004-2008) W: 320i, Good, (2004/05-2008/09)		B: ↑ Moderate W: ↑ Good		sp. not mentioned in 2020 WPSR					
Belarus						B: occasional (v) W: occasional (v)					
Moldova						no non-native sp. occurs in country			In the national Red Book		
***Netta rufina* totals:**		**B: 10-34p W: 320i**	**~341i**								
***Oxyura jamaicensis* (Ruddy Duck) Risk status 2008: Very High, Risk status 2015: Very High, updated Risk status: Very High**											

Reported introduced range in AEWA Area	2008 status where intro-duced	2015 status (data quality and year(s) of assessment)	2015 IWC status	2015 Population trend	Risks identified /action taken (2012-14)	Most recent number estimates (data type and year(s) of assessment)	Long-term population trend	Long-term range trend	National Legal status/National Red List status	Risks presented in introduced range	Action taken
Denmark	Wide-spread, declining	B: occasional (2009-2014) W: 10-60i (2005-2014)		B: ↓ Good W: ↓ Good	Action: Y	B: 0; 0-0p (robust) W: 0-1i (extrap.)			Y, no details	O (no details)	
France		B: 13-16p (2010) W: 280i (2004-2007)	175i (2014)[3]	B: ? Good W: ↑ Good	Action: Y	B: 25-30p (robust, 2019) W: 97i (robust, Jan 2019)			NRL of nesting birds (2016): NAa - Introduced	H (x White-headed duck)	control/ eradication programme
Germany		B: 1p (2004-2007)	2i (2010)[3]			B: occasional (e) W: occasional (e)			Invasive Alien Species (EU Reg. 1143/2014)	O (risk of hybridisation x *Oxyura leucocephala* native else-where in EU)	
Ireland			1i (2011)[3]								
Netherlands		B: 9-15p (2008-2010) W: 53i, Good (2014)	24i (2013)[3]	B: ? Good W: ? Moderate	Risks: Y Action: Y	B: 15-30p (robust, 2013-2015) W: 60-80i (robust, 2013-2018)	B: ↑ (robust) W: ↑ (robust)	B: ↑ (robust) W: ↑ (robust)			control/ eradication programme
United Kingdom		B: 7p (2014) W: 47i, Good (2013/14)		B: ↓ Good W: ↓ Good	Risks: Y Action: Y	B: 2 (2–3)p (extrap., 2017) W: 23i (extrap., 2016)					
Austria			1i (2010)[3]								
Belgium		W: 5-14i (2013-2014)	4i (2009-2014)[3]		Risks: Y Action: Y	B: 2; 1-5p (robust, 2013-18) W: 15; 10-20i (robust, 2019)			Invasive Alien Species (in line w/ EU Reg. 1143/2014)	H (x *Oxyura leucocephala*)	control/ eradication programme
Czech Republic		W: occasional, Good (2014)	1i (2010)[3]	W: ? Good		W: 0-1i (robust, overall monitoring)					
Italy		W: 2i, Good (2006-	5i (2009)[4]		Risks: Y	B: occasional (e/v) W: 0-2i (extrap., 2013-2019)	W: ? (extrap.)		Covered by Law No. 157/1992	H (x White-headed duck (extinct))	
Morocco			2i (1999)[3]			B: occasional (v) W: occasional (v)			invasive, National Action Plan 2003	H (x White-headed duck)	
Slovakia		W: 1i, Good (2013)		W: ? Good		W: 0-1i (robust, 2016-2020)				H (x *Oxyura leucocephala*)	
Switzerland		W: 4i, Good (2012)	1i (2013)[3]	W: ~ Good	Risks: Y	sp. not mentioned in 2020 WPSR					control/ eradication programme

Reported introduced range in AEWA Area	2008 status where intro-duced	2015 status (data quality and year(s) of assessment)	2015 IWC status	2015 Population trend	Risks identified /action taken (2012-14)	Most recent number estimates (data type and year(s) of assessment)	Long-term population trend	Long-term range trend	National Legal status/National Red List status	Risks presented in introduced range	Action taken
Slovenia						W: occasional (e)				O (no risks ident./obs.)	
***Oxyura jamaicensis* totals:**		**B: ~30-39p; W: ~402-461i**	**~248i**			**B: ~43-110p; W: ~190-225i**					
***Tadorna ferruginea* (Ruddy Shelduck) Risk status 2008: Medium-High, Risk status 2015: Medium-High, updated Risk status: Medium-High**											
Austria	Wide-spread, increasing		18i (2008)[4]								
Belgium		B: 5-10p (2004-2007)	25i (2012-2014)[4]			sp. occurs but no info available					
France		B: 0-11p (2004-2007)	35i (2014)[4]	B: ↔ Poor	Action: Y	B: 1-5p (robust, 2015) W: 229i (robust, Jan 2019)		W: ↑ (extrap.)		O (no risks ident./obs.)	
Germany		B: 160-200p (2009)	11i (2011)[4]	B: ↑ Good		B: 190-240p (opinion, 2011-2016) W: 1100i (extrap., 2011/12-2015/16)	B: ↑ (opinion) W: ↑ (opinion)				
Netherlands		B: 11-30p (2008-2011) W: 650i, Moderate (2003/04-2007/08)[3]	15i (2013)[4]	B: ↔ Moderate W: ↑ Good	Risks: Y	B: 10-30p (robust, 2013-2015) W: 900-1900i (robust, 2013-2018)	B: ↑ (extrap.) W: ↑ (robust)	B: ↑ (robust) W: ↑ (robust)			
Switzerland		B: 3-12p (2008-2013) W: 343-507i, Good (2005-2014)	1,198i (2014)[4]	B: ? W: ↑ Good	Risks: Y Action: Y	B: 10-15p (robust, 2013-2016) W: 591i (robust, 2013-2018)	B: ↑ (robust) W: ↑ (robust)	B: ↑ (robust)		O (no details)	
Ukraine			5i (2010)			sp. not mentioned in 2020 WPSR					
United Kingdom		B: 3p (2006-2008) W: no information	3i (2012)[4]	B: ↓ Good W: ↓ Good		sp. not mentioned in 2020 WPSR					
Czech Republic			3i (2013)[4]			B: occasional (v) W: 1-7i (opinion, 2019)	W: ↑ (robust)	W: ↑ (robust)			
Estonia		W: occasional, Good (2008-2012)				B: occasional (e) W: occasional (e)					
Ireland			2i (2013)[4]								
Italy		W: 19i (2006-2010)			Action: Y	W: 9-36i (extrap., 2013-2019)	W: ↑ (extrap.)		Covered by Law No. 157/1992	A	
South Africa			1 (2009)[3]			sp. not mentioned in 2020 WPSR					

Reported introduced range in AEWA Area	2008 status where intro-duced	2015 status (data quality and year(s) of assessment)	2015 IWC status	2015 Population trend	Risks identified /action taken (2012-14)	Most recent number estimates (data type and year(s) of assessment)	Long-term population trend	Long-term range trend	National Legal status/National Red List status	Risks presented in introduced range	Action taken
Belarus						B: occasional (e/v) W: occasional (e/v)					
Portugal						B: occasional (e/v) W: occasional (e/v)				C (ducks)	
Slovenia						W: occasional (e)				O (no risks ident./obs.)	
***Tadorna ferruginea* totals:**		**B: 182-266p; W: ~1,012-1,176i**	**~1,315i**			**B: ~211-290p; W: ~2830-3863i**					
PELECANIFORMES											
PELECANIDAE											
***Pelecanus crispus* (Dalmatian Pelican) Risk status 2008:-, Risk status 2015: Very Low, updated Risk status: Very Low**											
France[1]		B: 10i, Moderate (2006)	1i (2013)[3]	B: ↔ Poor		sp. not mentioned in 2020 WPSR					
Belarus						W: occasional (v)					
Germany						B: occasional (e) W: occasional (e)					
Italy						B: occasional (e) W: 0-1i (extrap., 2013-2019)			Covered by Law No. 157/1992		
Moldova						no non-native sp. occurs in country			In the national Red Book		
Netherlands						B: occasional (e) W: occasional (e)					
***Pelecanus crispus* totals:**		**B: 10i**	**1i**			**W: ~0-1i**					
***Pelecanus rufescens* (Pink-backed Pelican) Risk status 2008:-, Risk status 2015: Very Low, updated Risk status: Very Low**											
France[1]		B: 50ns	14i (2011)[3]			W: occasional (e/v)				O (no risks ident./obs.)	
Italy		W: no information	1i (2004)[3]			B: occasional (e)			Covered by Law No. 157/1992		
Belgium						W: occasional (e)					
Central African Republic						sp. occurs but no info available					

Reported introduced range in AEWA Area	2008 status where intro-duced	2015 status (data quality and year(s) of assessment)	2015 IWC status	2015 Population trend	Risks identified /action taken (2012-14)	Most recent number estimates (data type and year(s) of assessment)	Long-term population trend	Long-term range trend	National Legal status/National Red List status	Risks presented in introduced range	Action taken
Germany						B: occasional (e) W: occasional (e)					
Netherlands						B: occasional (e) W: occasional (e)					
***P. rufes-cens* totals:**		**B: 50ns**	**~15i**								
CICONIIFORMES											
PHOENICOPTERIDAE											
***Phoenicopterus chilensis* (Chilean Flamingo) Risk status 2008: Low-Medium, Risk status 2015: Low-Medium, updated Risk status: Low-Medium**											
France	Localised, stable	B: 1p (2006)	1i (2012)[3]	B: ? Moderate		W: occasional (e)				O (no risks ident./obs.)	
Germany		B: 5-8p (2004-2007) W: 35i (2004-2007)	2i (2011)[3]			B: 13p (robust, 2011-2016)	B: ↑ (robust)				
Netherlands		W: 30-50i, Moderate (2012-2014)	26i (2013)[3]	W: ↔ Moderate		B: occasional (e) W: 35-45i (robust, 2013-2015)	W: ↔ (robust)	W: ↑ (robust)			
Austria			2i (2009)[3]								
Italy		W: occasional (2001-2010)			Action: Y	B: occasional (e/v) W: 1i (opinion, 2016-2019)			Covered by Law No. 157/1992		
Belgium						B: occasional (e) W: occasional (e)					
***P.chilensis* totals:**		**B: 6-9p; W: ~65-85i**	**~31i**			**B: ~13p; W: ~36-46i**					
***Phoenicopterus roseus* (Greater Flamingo) Risk status 2008: Very Low, Risk status 2015: Very Low, updated Risk status: Very Low**											
Germany	Localised, stable	B: 2ns W: no information				B: 9p (robust, 2011-2016)	B: ↑ (robust)				
United Arab Emirates			*13,907i (2013)*[2]								
Netherlands			10i (2013)[3]			B: occasional (e) W: 18; 15-20i (extrap., 2013-2015)	W: ↑ (robust)	W: ↓ (robust)			
United Kingdom		W: no information	1i (2012)[3]			sp. not mentioned in 2020 WPSR					

Reported introduced range in AEWA Area	2008 status where intro-duced	2015 status (data quality and year(s) of assessment)	2015 IWC status	2015 Population trend	Risks identified /action taken (2012-14)	Most recent number estimates (data type and year(s) of assessment)	Long-term population trend	Long-term range trend	National Legal status/National Red List status	Risks presented in introduced range	Action taken
Belgium						B: occasional (e) W: occasional (e)					
Ukraine						W: occasional (v)					
***P. roseus* totals:**		**B: 2ns**				**B: ~9p; W: ~15-20i**					
***Phoenicopterus ruber* (Caribbean Flamingo) Risk status 2008: Low, Risk status 2015: Low, updated Risk status: Low**											
Germany	Localised, stable	B: 1p (2004-2007) W: 1i (2004-2007)				B: 0p (robust, 2011-2016)					
United Arab Emirates											
Montenegro			17i (2015)[3,6]								
Netherlands		W: 1i, Moderate (2012-2014)	1i (2006)[3]	W: ↔ Moderate		B: occasional (e) W: 1-1i (robust, 2013-2015)					
Italy						B: occasional (e)			Covered by Law No. 157/1992		
***P. ruber* totals:**		**B: 1p; W: 2i**	**~18i**			**W: ~1i**					
THRESKIORNITHIDAE											
***Threskiornis aethiopicus* (Sacred Ibis) Risk status 2008: High, Risk status 2015: High, updated Risk status: High**											
France	Localised, increasing rapidly	B: 1,205p (2004-2007) W: no information	639i (2014)[3]		Action: Y	B: 160p (robust, 2017) W: 356i (robust, mid-Jan 2019)			NRL of nesting birds (2016): NAa - Introduced	P (herons, terns, shorebirds), O (poss. disease transm. to wild/domestic animals)	
Italy		B: 100-120p (2009-2012) W: no information	62i (2012)[3]			B: 400-420p (opinion, 2016) W: 158-1006i (extrap., 2013-2019)	B: ↑ (opinion)		Covered by Law No. 157/1992	H (x Eurasian Spoonbill)	control/ eradication progr. poorly implemented
Netherlands		B: 1p (2010-2013)[3] W: no information	1i (2013)[3]			B: 0-1p (robust, 2013-2017) W: 1-10i (robust, 2013-2015)	B: ↔ (robust) W: ? (opinion)	B: ↓ (robust) W: ↑ (robust)		P	control/ eradication progr.
Spain			1i (2010)[3]								

Reported introduced range in AEWA Area	2008 status where intro-duced	2015 status (data quality and year(s) of assessment)	2015 IWC status	2015 Population trend	Risks identified /action taken (2012-14)	Most recent number estimates (data type and year(s) of assessment)	Long-term population trend	Long-term range trend	National Legal status/National Red List status	Risks presented in introduced range	Action taken
United Arab Emirates			2i (2013)[4]								
Belgium		W: no information	1i (2012)[3]			B: occasional (e/v) W: occasional (e/v)			Invasive Alien Species (in line w/ EU Reg. 1143/2014)	P (herons, terns, spoonbills)	informal progr.
Germany			16i (2008)[3]			B: 0-1p (opinion, 2011-2016) W: occasional (e)			Invasive Alien Species (EU Reg. 1143/2014)		
United Kingdom		W: no information	1i (2008)[3]			sp. not mentioned in 2020 WPSR					
Slovenia						B: occasional (e)					
Switzerland						W: 0-5i (robust, 2013-2018)		B: ↔ (robust)		O (no details)	
***T. aethio-picus* totals:**		**B: 1,306-1,326p**	**~723i**			**B: ~560-582p; W: ~515-1377i**					
GRUIFORMES											
RALLIDAE											
***Porphyrio porphyrio* (Purple Swamphen) Risk status 2008: Low, Risk status 2015: Medium in Italy, Low elsewhere, updated Risk status: Data deficient, previous risk status maintained as Medium in Italy, Low elsewhere**											
Italy	Localised, stable		*583i (2012)*[2]			sp. not mentioned in 2020 WPSR					
United Arab Emirates			*1i (2012)*[2]								
Norway			4i (2010)[4]			sp. not mentioned in 2020 WPSR					
Netherlands						B: occasional (e) W: occasional (e)					
***P. porphy-rio* totals:**			**4i**								

Annex Figures A10-A13. Breakdown by Party of number and area of Nationally Important Sites (NIS) and Internationally Important Sites (IIS) for Table 1 migratory waterbird species/population which have been identified, designated as protected areas under national legislation and have management plans that are being implemented, including with the aim to increase resilience to the effects of climate change (Q42). Parties with discrepancies in reported data, such as where the reported area/number of sites with management plans exceeded the area/number of all important sites have been removed and "protected sites with management" includes those with resilience objectives as well.

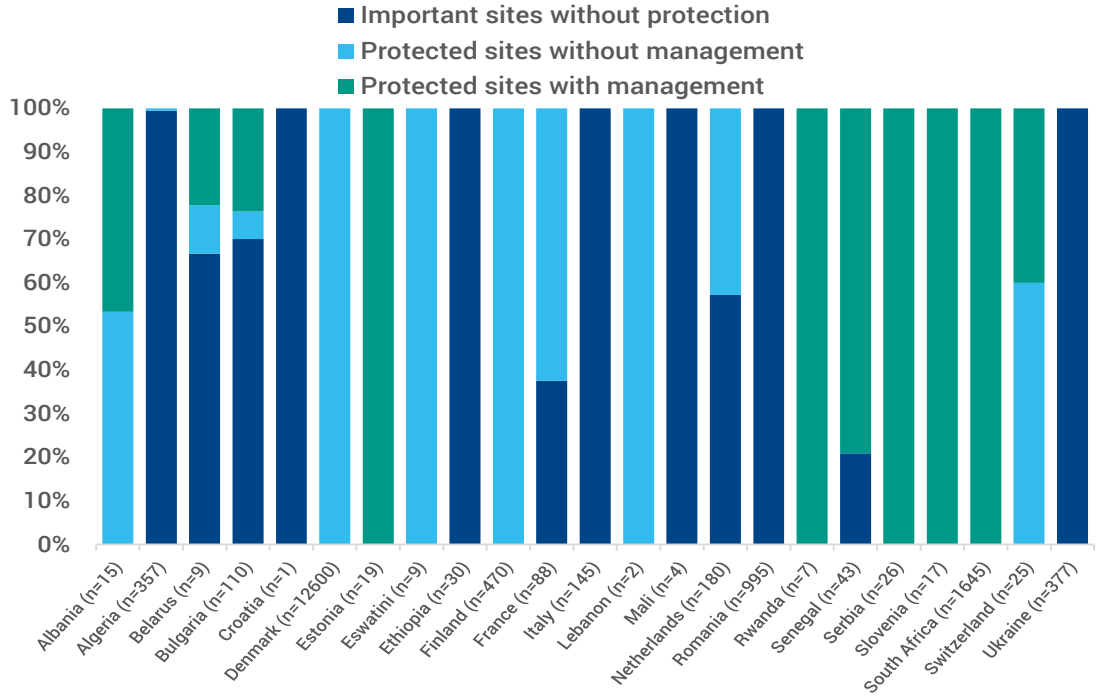

Annex Figure A10. Parties reporting total number of Nationally Important Sites (NIS) and percentages of sites with and without protection and management.

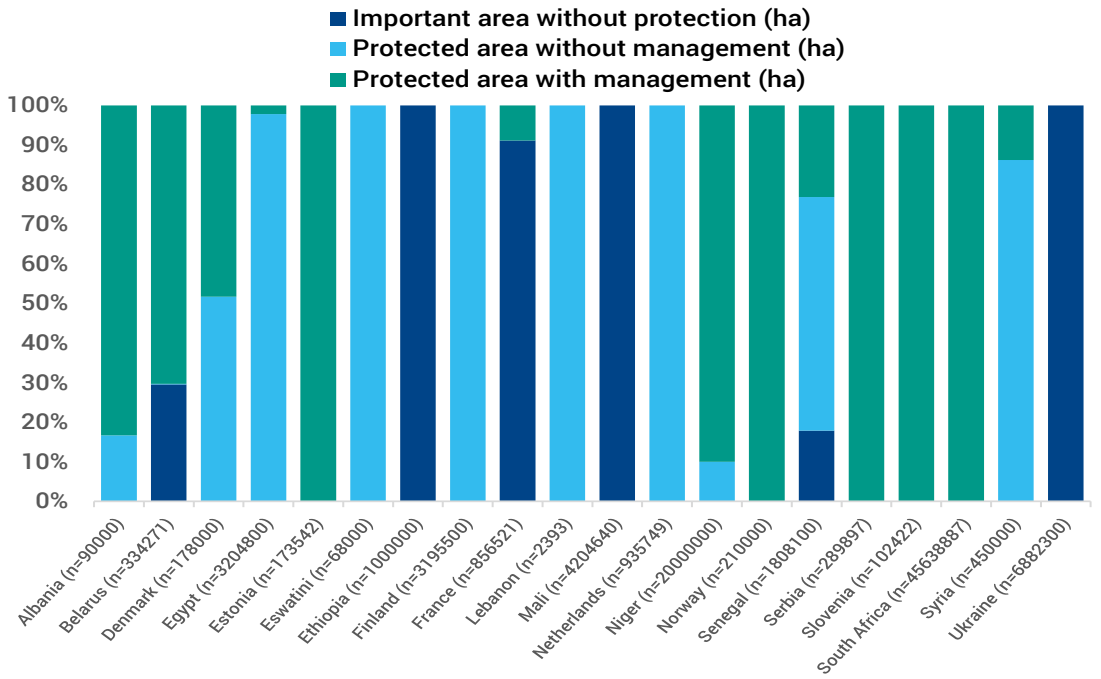

Annex Figure A11. Parties reporting total area (ha) of Nationally Important Sites (NIS) and percentages of site area (ha) with and without protection and management.

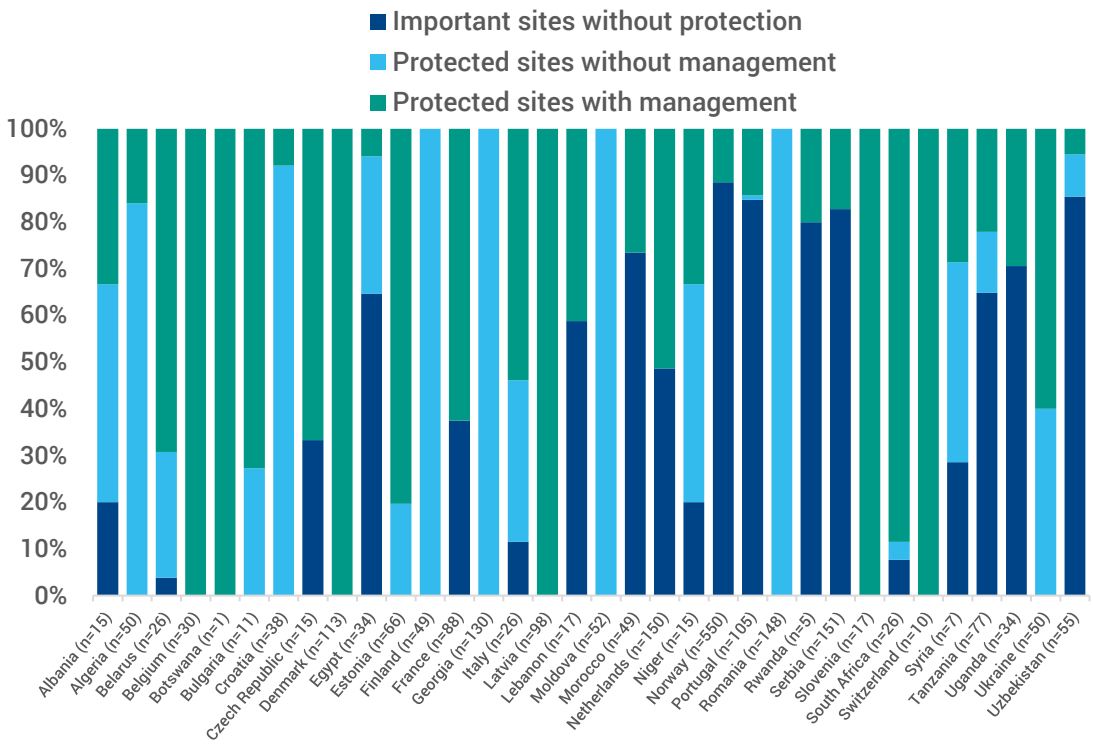

Annex Figure A12. Parties reporting total number of Internationally Important Sites (IIS) and percentages of sites with and without protection and management.

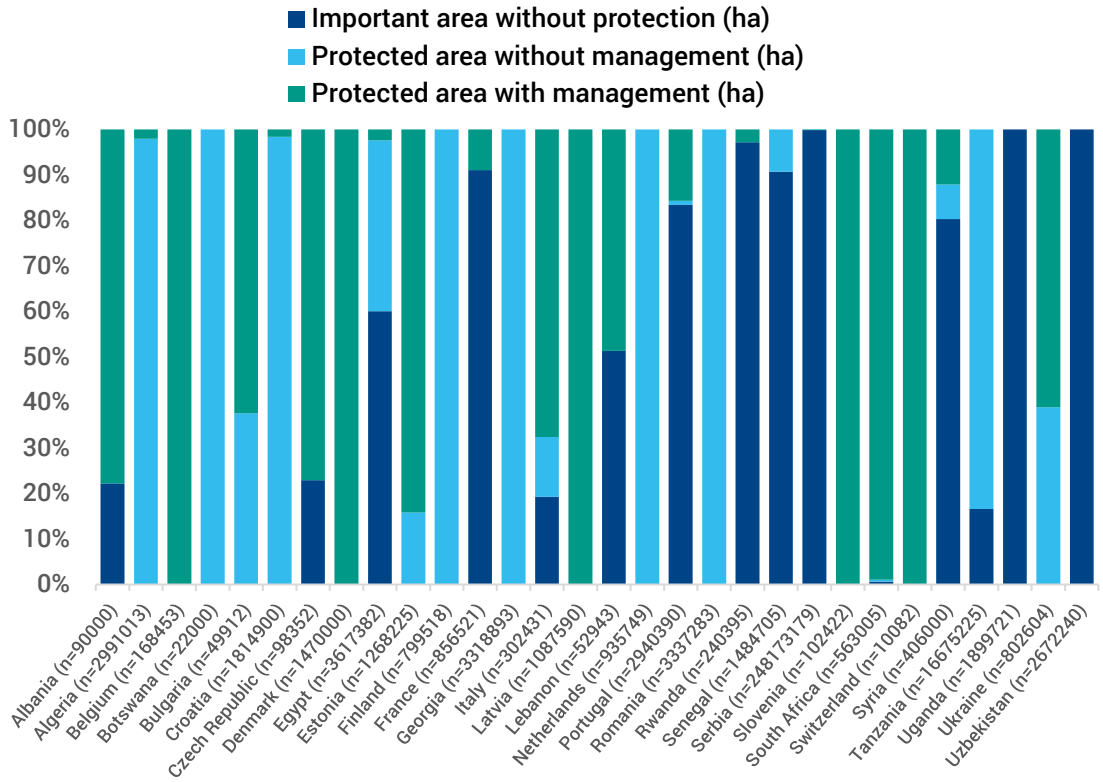

Annex Figure A13. Parties reporting total area (ha) of Internationally Important Sites (IIS) and percentages of sites with and without protection and management.